

# AIRSTAGE

# FUJITSU

## AIRSTAGE H-Series Mini-Split Heating and Cooling Systems for Residential and Light Commercial Applications



FUJITSU GENERAL AMERICA, INC



A modern living room with a white sofa, a brick fireplace, and a large window overlooking a green lawn. The room features a dark wood-look floor, a white wall, and a brick wall with a fireplace. A large window provides a view of a green lawn and trees. A white outdoor unit is visible on the left side of the image.

Quietly revolutionizing  
energy-efficient home  
comfort.





# Table of Contents

## FEATURES.....4

- Mini-Splits Defined..... 4
- Individual Zoning ..... 6
- Comfort Solution ..... 8
- Energy Efficient ..... 9
- Comfort & Convenience ..... 10
- Applications ..... 11
- AIRSTAGE Mobile ..... 12
- Wi-Fi Selection Guide..... 13
- XLTH Story ..... 14
- Feature Explanation ..... 15
- System Feature Summary Table ..... 16

## MODEL LINEUP .....18

- Indoor and Outdoor Model Table..... 18

## SINGLE-ZONE MINI-SPLITS.....20

- Wall Mount..... 20
- Floor Mount..... 34
- Compact Cassette ..... 36
- Medium Static Ducted ..... 38
- Multi-Position Air Handler Unit ..... 40
- Ceiling Suspended ..... 42
- Large Cassette ..... 44

## MULTI-ZONE MINI-SPLITS .....46

- Overview ..... 46
- Wall Mount..... 50
- Slim Duct..... 52
- Compact Cassette ..... 54
- Floor Mount..... 56
- Multi-Zone (2-5 Zones) ..... 58
- XLTH Multi-Zone (2-4 Zones)..... 60
- Allowable Combinations..... 62

## ACCESSORIES .....64

- Compatibility Chart..... 64
- Airzone ..... 66
- Descriptions ..... 68

## MISCELLANEOUS.....72

- Line Set Length Chart - Single-Zone ..... 72
- Line Set Length Chart - Multi-Zone..... 73
- Model Nomenclature..... 74
- Warranty, Misc. Info ..... 75

# Fujitsu AIRSTAGE H-Series Mini-Splits: Year-Round, Whole-Home or Business Energy Efficient Heating and Cooling

## What is a Mini-Split?

AIRSTAGE H-Series systems eliminate the need for a traditional central system and bulky ductwork by using small tubing that pumps refrigerant directly to discreet wall mounted or concealed units inside. Even more remarkable, this same system works in reverse during the cold season, absorbing heat energy from the outside air and moving it indoors to heat your home. The result? Efficient year-round cooling and heating, zoning flexibility, and optimum comfort in any climate.

Available in numerous mix-and-match capacities and configurations, there's an AIRSTAGE H-Series mini-split system for even the most difficult to heat and cool areas.

## How Does a Mini-Split Work?

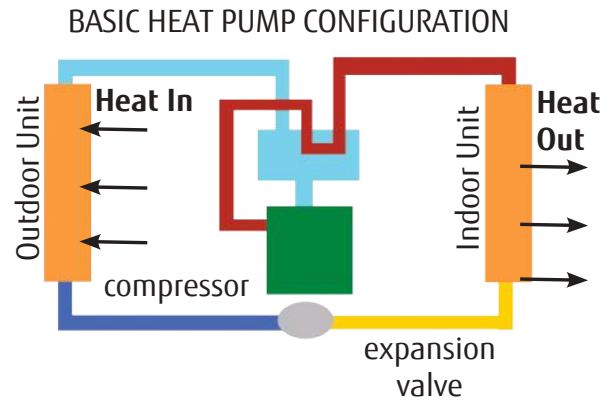
A heat pump uses electricity to pump refrigerant and transfer heat energy from one space to another. In the summer, heat energy from inside is absorbed and released outdoors. In the winter, heat energy is absorbed from the outside air and released inside.





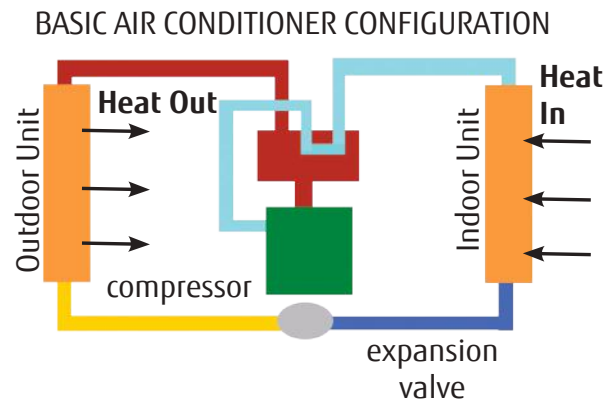
## Heat Pumps Provide Heat When it is Cold

Fujitsu AIRSTAGE heat pumps absorb heat from the outdoors, and release it within your home, even on the coldest of days. We use efficient compressors to pump refrigerant via small copper tubing from outdoors to indoors. Inverter efficiency allows us to transfer heat at a ratio of 3 to 4 times higher compared to electric baseboard heat.

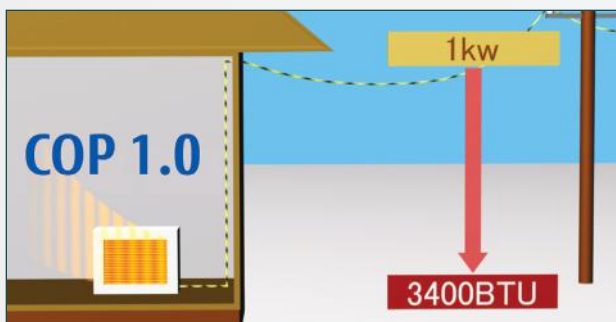


## Air Conditioners Provide Cooling When It's Warm

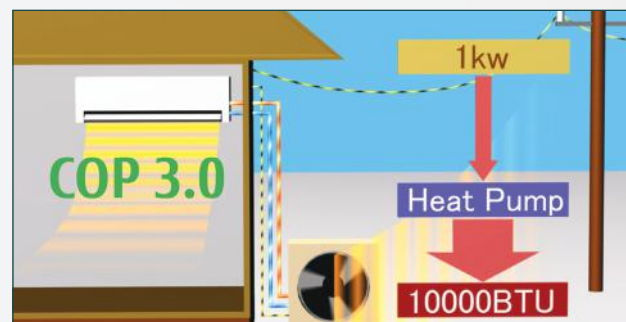
Come spring and summer, simply reverse the process and put the same system into "cooling mode" and transfer heat from indoors to the outside. For many climates, the advanced technology that goes into these units creates a far more cost effective alternative to either gas or oil-fired units for heat, or a central ducted system for air conditioning. Fujitsu AIRSTAGE H-Series full mini-split line is comprised of heat pumps, which provide both heating and cooling.



## Electric Heaters vs. Heat Pumps



An electric heater converts electricity directly to heat. For every kW of electricity used, 3,400 BTU/h of heat are produced. Ironically, electric heaters are 100% efficient, however the ratio of power input to heat output is only 1.0.



Heat pumps are more efficient than many other forms of heating because heat pumps do not actually create heat - they just move it from one place to another. For example, a heat pump with a COP of 3.0 will produce three times the heat output per power input, compared to an electric resistance heater with a COP of 1.0.

Note: COP (Coefficient of Performance) - Rated BTU capacity divided by total kW input.



# Individual Zoning: Personalized Whole-Home Comfort

## Multi-Zone Mini Split Systems

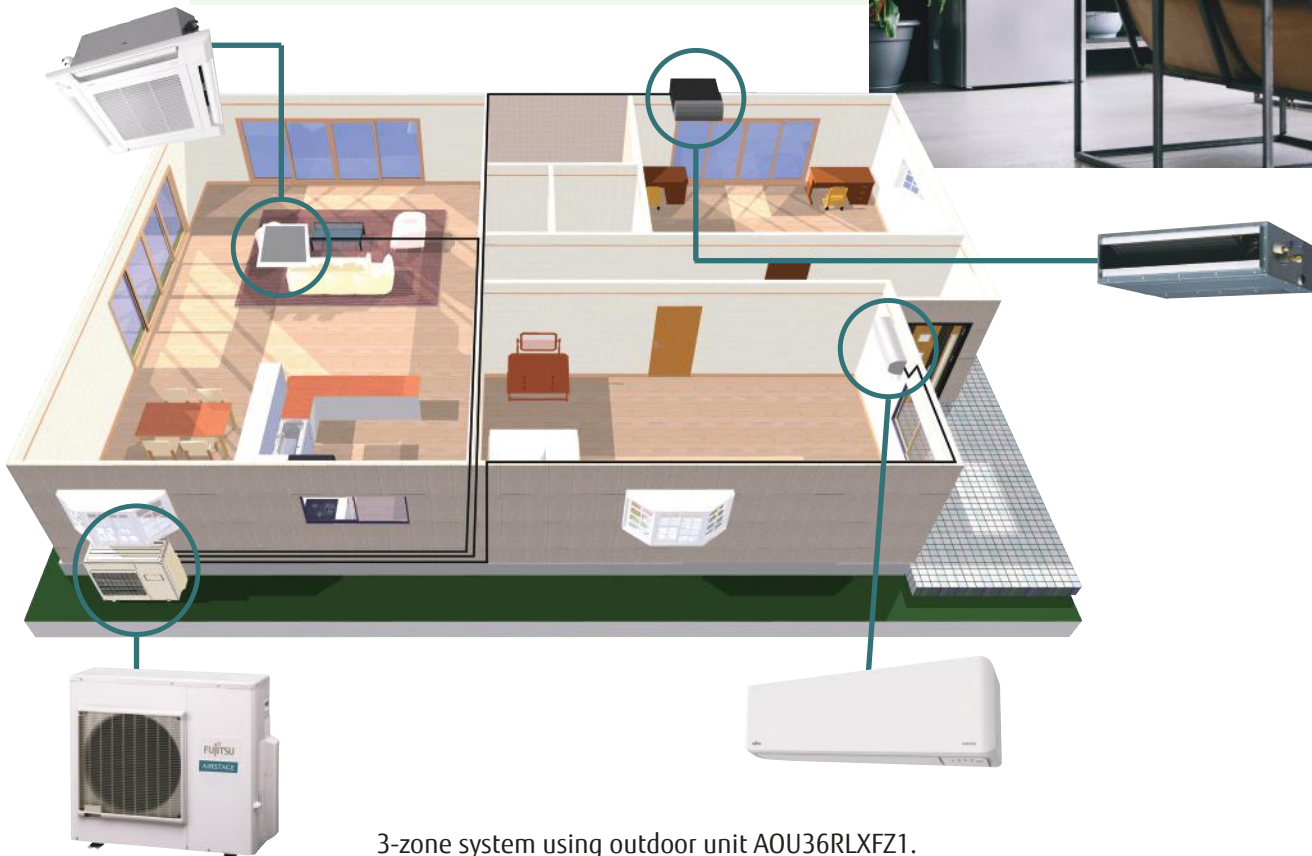
AIRSTAGE H-Series Systems are some of today's most advanced forms of heating and air conditioning. One outdoor unit can operate up to 5 indoor units simultaneously. Fujitsu's systems are super quiet as well as highly energy efficient.

- Each indoor unit can be operated independently via remote control
- Choose from a variety of indoor unit styles
- Provide both heating and cooling (not simultaneously)
- High energy efficiencies
- Quiet operation

### Wall Mounted

They mount high on a wall, out of sight and do not require ductwork, increasing energy efficiency.

- Quiet operation
- Easy maintenance
- High delivered efficiency means lower utility bills







## Slim Duct

Installed horizontally above ceiling or vertically within wall space. They use less ductwork and remain very energy efficient.

- Concealed and out of sight
- Horizontal or Vertical Installation
- Less ducts = higher efficiency

## Floor Mounted

Floor mount systems are ideal for residential radiator replacements or any room with limited upper wall space, like a kitchen or sunroom.

- Compact size fits easily under a standard window
- Features twin fan design for improved heat delivery and help those cold feet.
- Designer wireless remote control



## Compact Cassette

Cassettes are extremely discreet, with only the grille showing in the ceiling. They use the latest fan technology to distribute the conditioned air evenly.

- Wired or wireless remote control options
- Powerful turbo fan operation
- Fits into a standard 2' x 2' ceiling grid

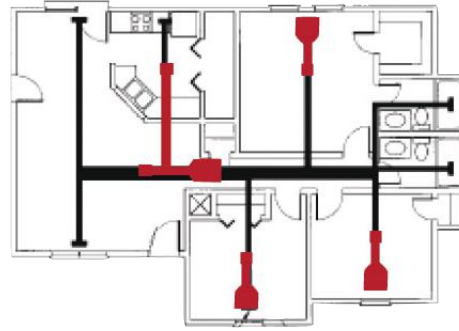


# A Solution for All of Your Comfort Needs

## Ductless Technology


Fujitsu AIRSTAGE systems are compact, meaning they install effortlessly and won't take up valuable closet space. Since mini-splits have little or no ducting, they forego energy losses typically associated with central forced-air systems. Duct losses in a central air system can easily account for more than 30% of energy consumption, especially if the ducts are not sealed tightly or installed in an unconditioned space such as an attic or crawlspace.

Central Air System versus Fujitsu AIRSTAGE Quad-Zone



Thick black lines represent ducts of a central air system.

Red lines represent mini-ducts of a Fujitsu AIRSTAGE Quad-Zone Slim Duct System.



## Whole Home or Business Comfort

Fujitsu's AIRSTAGE H-Series systems provide home and business owners just the right amount of heating and cooling needed by installing 2 to 5 indoor units connected to one outdoor unit. Indoor units vary by size and style, each creating its own "zone" of comfort, allowing you to heat or cool individual rooms, hallways and open spaces.

## A Year Round Solution

Revolutionary AIRSTAGE H-Series heat pumps provide both heating and cooling for year round comfort in most climates. A simple push of a button on the remote control allows you to switch from heating to cooling (or vice versa) automatically.



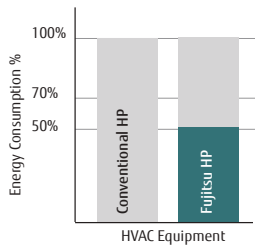
## Other Applications

The 30RLXEH is specially engineered for spaces which require constant cool temperatures year round, and/or rooms that hold a large number of people (meeting spaces, classrooms, conference rooms).

# Energy Efficient: The Smart Choice in Comfort


As much as half of the energy used in your home goes to heating and cooling. So, making smart decisions about your home's heating and air conditioning system can have a big effect on your utility bills – and your comfort.

## Where Does My Money Go?



The high energy efficiencies of AIRSTAGE H-Series systems slash utility bills by up to 30%. If your average annual utilities are \$4,200, Fujitsu's AIRSTAGE can save you up to \$1,260 annually or \$12,600 in 10 yrs!\*

\*Savings may vary based on model selected, hours of operation and geographical location. Example given based on 33-SEER2 system versus 14-SEER2 system.



## Rebates

To encourage customers to buy energy efficient products, many local utility companies offer significant rebates for the purchase of a ductless mini-split system. Go to Fujitsu's web site to search for local rebates and consumer loans. We provide a listing of rebates and offerings on qualifying Fujitsu AIRSTAGE mini-splits by zip code as well as a listing of products that qualify for the Inflation Reduction Act (IRA) tax credits.



Rebates By Zip Code



Inflation Reduction Act (IRA)

## ENERGY STAR® Qualified Systems

If your HVAC equipment is more than 10 years old or not keeping your house comfortable, you should have it looked at by a professional HVAC contractor. If it is not performing efficiently or needs upgrading, consider replacing it with a unit that has earned ENERGY STAR®. Installed correctly, these high-efficiency heating and cooling units can save up to 30% on heating and cooling costs.

[energystar.gov/products/air\\_source\\_heat\\_pumps](https://energystar.gov/products/air_source_heat_pumps)

Fujitsu AIRSTAGE has many systems that meet ENERGY STAR, ENERGY STAR Cold Climate and ENERGY STAR Most Efficient ratings in 2023. See product pages for full details on ENERGY STAR® qualified systems.

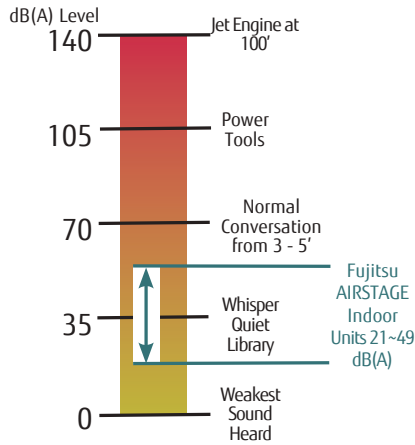




# Comfort and Convenience

## Flexible and Quiet

Mini splits offer flexibility because they can be suspended from a ceiling, mounted flush behind a drop ceiling, hung on a wall or floor-standing. Ductless heat pumps allow for a peaceful inside environment by enabling the contractor to install components like compressors and motors outdoors.

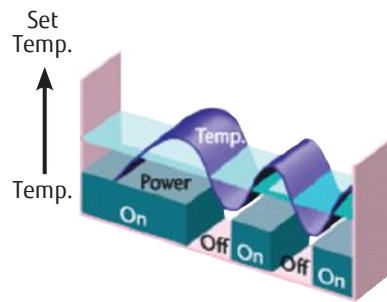


## Constant Comfort through Inverter Technology

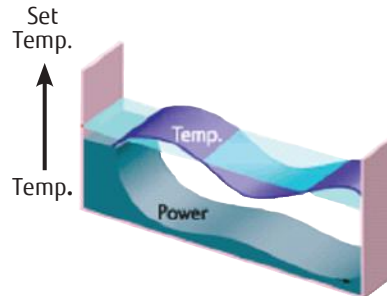
Inverter technology is like cruise control for your heating or cooling system. Compressors only run as fast as they need to handle the cooling or heating demand. They can handle greater extremes in temperature, are smoother and more stable in operation, and precisely maintain the desired temperature through system modulation.

### Inverter Benefits

- More heat at lower outdoor temperatures
- Lower RPM = quieter operation
- Maintains desired temperature
- Up to 30% more efficient
- Stable temperature



Conventional System



Inverter System

## User Friendly Control

Fujitsu is expanding user friendly designs such as easy-to-read large LCD displays, easy-to-operate buttons, and displays with easily recognizable colors and icons. Our control systems provide greater convenience for both individual and centralized controls with operability suitable for the application.



Standard Wireless Remote for select systems



Optional Wired Remote UTY-RNRUZ Series



Optional Kagami (Mirror) Wired Remote UTY-RVRU




# Applications



Where can  
mini-splits  
be used?

- Convenience stores
- Fast food chains
- Fire houses
- Police stations
- Bars
- Sunrooms and additions
- Warehouses
- Nursing homes
- Small offices
- Older homes
- New construction homes
- Schools
- Places of worship
- Hospitals and medical facilities
- Restaurants
- Hotels and motels
- ATM vestibules
- Historic Buildings

Just about any  
place that  
requires  
comfort!





# AIRSTAGE Mobile Wireless LAN Adapter



UTY-TFSXH4  
(Wall Mount Indoor Unit / USB Type)



UTY-TFSXJ4  
(Non-Wall Mount Indoor Unit / UART Type)

## Control, simplified

Clean interface enables effortless system management.



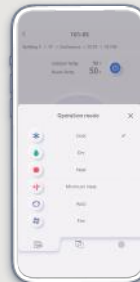
Download on the  
App Store



GET IT ON  
Google Play



Home screen



Mode change



Fan speed change



Weekly timer

## Features

- Control of your compatible AIRSTAGE system from a smartphone app (iOS or Android)
- The Fujitsu system and the app can also be connected for direct control without a wireless access point
- Control and monitoring of commonly used functions: On/Off, Mode, Airflow Speed and Direction, and Scheduling
- Outdoor and Room Temperature display
- Group functions for monitoring and on/off control of the group
- User access levels
- Error handling and history
- Specialty functions, if available on your system, include: Economy, Energy Saving Fan, Occupancy, Powerful, and Outdoor Unit Low Noise
- Over-the-air updates

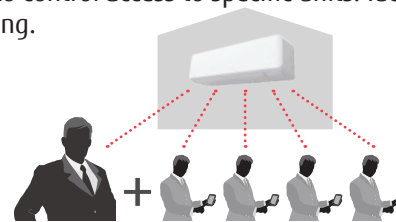
## Compatible Indoor Units

UTY-TFSXH4: ASUG\*\*LZBS, ASUH\*\*LMAS, ASUH\*\*LPAS  
 UTY-TFSXJ4: ACUH\*\*LUAS1, ADUH\*\*LUAS1, AMUG\*\*LMAS,  
 ARU\*\*RGLX, ARUH\*\*LUAS, ASU30RLE, AUU\*\*RGLX,  
 AUUH\*\*LUAS, ABUH\*\*LUAS

## Centralized operation for flexible remote management of all Indoor Units

AIRSTAGE Mobile is ideal for a wide range of applications, from residential to commercial spaces such as offices and retail applications.

Anyone who has a smartphone and an adapter can easily install the system. Multiple user accounts allow the main user to control access to specific units. Ideal for multi-family housing.



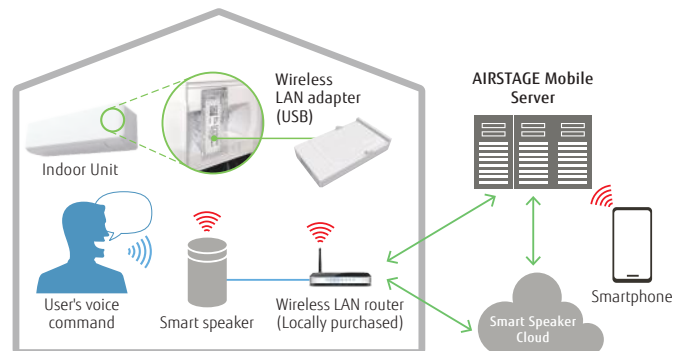
Maximum  
**5**  
accounts  
per  
1 indoor unit

With Group control, multiple indoor units can be combined into a single group for centralized operation. Several groups can also be organized at once.

Grouping the units by building, floor, or room makes it easy for users to monitor their operation status and operate them quickly.

## Voice Activated Control (Alexa/Google Home)

Connecting with a smart speaker allows voice activation so the user can operate the system and check its status with simple voice commands.



# Fujitsu AIRSTAGE H-Series Wi-Fi Selection Guide

Wi-Fi Connectable Units & Modules				
AIRSTAGE Mobile App		Intesis AC Cloud Control		
Wi-Fi Interface Module		IR Wireless Module	Wired Module	Wired Module
UTY-TFSXH4	UTY-TFSXJ4	FJ-IR-WIFI-1NA (Add-on)	FJ-RC-WIFI-1BT (Add-on)	FJ-AC-WIFI-1 (Add-on)
Which App Does It Use?				
AIRSTAGE Mobile App		Intesis AC Cloud Control		
AIRSTAGE® App Features:		Intesis AC Cloud Control® APP FEATURES:		
• On/Off	• Louver/Swing Position	• On/Off	• Louver/Swing Position	
• Change Mode	• Weekly Timer	• Change Mode	• Weekly Timer	
• Change Temp Setpoint	• Economy/Energy Saving Fan Operation	• Change Temp Setpoint	• Alarm Notifications	
• Fan Speed	• Error Display, History & Notifications	• Fan Speed	• Voice Control / IFTTT	
• Room & Outdoor Air Temp Display	• Filter Status & Reset		• Room Temperature	
	• Voice Control from Amazon Alexa or Google Home		• Can be used in conjunction with Wired Controls	
App available on iOS and Android.		App available on iOS and Android. Can also be run through a web browser.		
Where Does It Mount?				
Mounts inside unit case	On the wall next to IDU	Up to 20' away from IDU	On the wall next to IDU	On the wall next to IDU
Compatible Units:				
<b>WALL MOUNTS:</b>	<b>WALL MOUNTS:</b>	<b>WALL MOUNTS:</b>	<b>WALL MOUNTS:</b>	<b>WALL MOUNTS:</b>
ASUG 09 / 12 / 15 LZBS	ASU30RLE	ASUG 09 / 12 / 15 LZBS	ASU 18 / 24 RLF <sup>1</sup>	ASUG 09 / 12 / 15 LZBS
ASUH 09 / 12 / 18 / 24 LMAS	<b>CASSETTES:</b>	ASUH 09 / 12 / 18 / 24 LMAS	<b>FLOOR MOUNTS:</b>	ASUH 09 / 12 / 18 / 24 LMAS
ASUH 07 / 09 / 12 / 15 / 18 / 24 / 30 / 36 LPAS	ACUH 07 / 09 / 12 / 18 LUAS1	ASU 18 / 24 RLF	AGU 9 / 12 / 15 RLF <sup>1</sup>	ASUH 07 / 09 / 12 / 15 / 18 / 24 / 30 / 36 LPAS
	AUUH 18 / 24 / 30 / 36 LUAS	ASU30RLE		ASU30RLE
	AUU 42 / 48 RGLX	ASUH 07 / 09 / 12 / 15 / 18 / 24 / 30 / 36 LPAS		<b>CASSETTES:</b>
	<b>DUCTED:</b>	ASU 9 / 12 RL2		ACUH 07 / 09 / 12 / 18 LUAS1
	ADUH 07 / 09 / 12 / 18 / 24 LUAS1	<b>CASSETTES:</b>		AUUH 18 / 24 / 30 / 36 LUAS
	ARUH 12 / 18 / 24 / 30 / 36 LUAS	AUUH 18 / 24 / 30 / 36 LUAS <sup>2</sup>		AUU 42 / 48 RGLX
	ARU 42 / 48 RGLX	AUU 42 / 48 RGLX <sup>2</sup>		<b>DUCTED:</b>
	AMUG 24 / 30 / 36 / 48 LMAS	ACUH 07 / 09 / 12 / 18 LUAS1		ARU 42 / 48 RGLX
	<b>CEILING:</b>	<b>DUCTED:</b>		ARUH 12 / 18 / 24 / 30 / 36 LUAS
	ABUH 18 / 24 / 30 / 36 LUAS	ADUH 07 / 09 / 12 / 18 / 24 LUAS1 <sup>3</sup>		ADUH 07 / 09 / 12 / 18 / 24 LUAS1
		ARUH 12 / 18 / 24 / 30 / 36 LUAS <sup>3</sup>		AMUG 24 / 30 / 36 / 48 LMAS
		ARU 42 / 48 RGLX <sup>3</sup>		
		AMUG 24 / 30 / 36 / 48 LMAS <sup>3</sup>		
		<b>FLOOR MOUNTS:</b>		
		AGU 9 / 12 / 15 RLF		
		<b>CEILING:</b>		
		ABUH 18 / 24 / 30 / 36 LUAS <sup>4</sup>		

- 1: Requires UTY-WIFI
- 2: Requires UTY-LBTUC
- 3: Requires UTY-LBTUM
- 4: Requires UTY-LBTUH

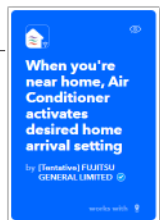
## Voice control for your Fujitsu AIRSTAGE H-Series system using Amazon Echo or Google Home

All Fujitsu AIRSTAGE H-Series systems can be voice controlled with Amazon Echo or Google Home speakers.



## IFTTT (If This Then That)

Multi system integration through cloud services. Choose from a number of applets to operate your system based on Geo-fencing, Weather conditions, Google Calendar and more.





# Extra Low Temperature Heating - XLTH

## NOT ALL HEATING SYSTEMS ARE CREATED EQUAL

Without the right technology, a system won't work when it's needed most.

### Protection from Winter's Coldest Temperatures

When the temperature drops you don't want to be left in the cold. It's important to choose a heat pump system rated for the climate you live in. If your system doesn't operate in severe conditions, it may not provide enough heat when needed most.

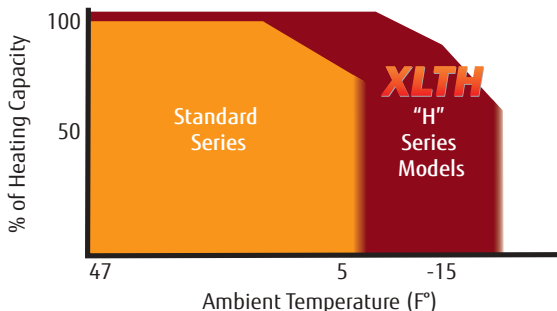
Fujitsu's line of mini-split heat pumps are available in different sizes, styles, and rated outdoor temperatures. The Extra Low Temperature Heating (**XLTH**) Series features outdoor condensing units engineered to operate in temperatures down to -15°F.



Without the right technology, condensate freezes to the bottom of the unit and reduces its efficiency and heating output.

### Improved Heating Capacity


Heating capacity at low outdoor temperatures was improved by adopting a large heat exchanger and a high capacity compressor.



## AIRSTAGE H-Series XLTH

### High Performance Heating


Fujitsu AIRSTAGE XLTH units feature a high efficiency, multi-layer heat exchanger and high capacity compressor. This gives our XLTH heat pumps the ability to extract heat even at very low outdoor temperatures. All XLTH models offer superior heating performance down to -15°F outdoor temperatures.



Fujitsu AIRSTAGE XLTH systems do not have a low temperature lockout, continuing to heat even below -15°F as conditions allow.

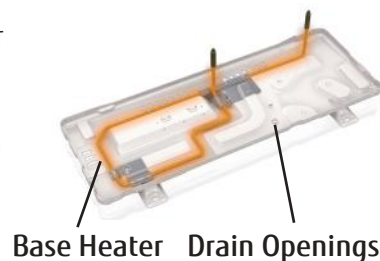
### Metal Fan Guard

While other models have a plastic fan guard, XLTH models use metal, which is most capable of withstanding the colder elements.



### Base Pan Heater

- Equipped with a heater that prevents condensate from freezing
- Contoured base design discharges melted water through drain holes.
- Without a heater, freezing condensate can cause noise, damage to fan blades, condenser, and reduced system performance.



# Feature Explanation


## Energy saving


### SEER/SEER2


Seasonal Energy Efficiency Rating. Used to express efficiency of an AC or Heat Pump. A higher rating means a more efficient system.


### HSPF/HSPF2


Heating Seasonal Performance Factor, measures the efficiency of the heating portion of your heat pump.

 **Economy Mode**  
Thermostat setting automatically changes according to the temperature to avoid unnecessary cooling and heating.


 **Energy Saver**  
Keeps room cool enough for comfort by using a relaxed thermostat setting reducing power consumption.


 **Energy Saving Program (ESP)**  
When the zone is unoccupied for 20 minutes, the ESP function is enabled to reduce energy consumption until occupied once again. Function is not available in multi-zone installations.

 **ENERGY STAR® Qualified**  
Qualified products and practices help you save money and reduce greenhouse gas emissions by meeting strict energy efficiency guidelines set by the U.S. Environmental Protection Agency and the U.S. Department of Energy.


 **Minimum Heat Mode**  
Sets room temperature to 50°F, keeping temperatures above freezing and reducing power consumption.


## Comfort


 **Auto Changeover (heating to cooling or vice-versa)\***  
Automatically alternates between heating or cooling if the room temperature falls 4°F below the set temperature when cooling or rises 4°F above set temperature when heating.


 **Auto Fan Mode**  
System starts in high fan speed and automatically adjusts downward as room begins to reach set temperature.


 **Auto Louver: 4 Way**  
Redirects airflow automatically with up/down and left/right motion.


 **Auto Louver: Up/Down**  
Redirects airflow automatically with seven position up and down motion which can be set to auto swing.


 **Auto Restart**  
Following a power failure, systems will automatically restart in the same operating mode as before, once power has been restored.

 **Dry Mode**  
This mode gives priority to reducing the level of humidity in the room, in conjunction with lowering the temperature.

 **Fresh Air Intake**  
Outside air can be introduced by attaching field supplied flexible duct to fresh air knockouts.


 **Outdoor Unit Low Noise+**  
Limits compressor and fan speed during high speed operation for noise reduction purposes.

 **Powerful Operation**  
20 minutes of continuous operation at maximum airflow and maximum compressor speed. Rapid cooling and heating makes the room comfortable quickly.

 **Quiet Mode (Indoor Unit)**  
An extra quiet fan speed to make sure you are not disturbed.

\* Auto Changeover is not designed to provide rapid changes between heating and cooling operation or simultaneous heating and cooling. Areas with dissimilar conditioning requirements should be independently zoned.

+ Function is bypassed during defrost and at low speed operation. This feature may limit cooling/heating capacity during high/low ambient conditions and increase energy consumption as system may need to operate longer due to reduced compressor speed.


 **Standard Warranty**  
Fujitsu systems come standard with a 7 Year Compressor / 5 Year Parts warranty.

 **Extended Warranty**  
Additional info on page 75. See full product warranty for details.


## Convenience


 **24 Hour Timer**  
Allows for one on/off cycle during a 24 hour period.


 **Sleep Timer**  
Automatically adjusts the temperature while you sleep to make you more comfortable.


 **Weekly Timer**  
Allows you to set on/off time twice a day and a different on/off time by day.


## Performance


 **Apple Catechin Filter (polyphenol ingredient from apples)**  
Dust, mold spores and microorganisms are absorbed onto the filter by static electricity and growth is inhibited. 3 - 12 month life expectancy.


 **Cold Air Prevention**  
Indoor coil will warm prior to fan operating, preventing cold air during heating mode.

 **Expanded Heating Performance**  
Delivers 100% of rated heating capacity at +5°F (-15°C).


 **High Ceiling Mode**  
Temperature at the top of a high ceiling room may be warmer than the space occupied; this mode adjusts for this difference.


 **Ion Deodorizing Filter**  
Deodorizes by decomposing absorbed odors using the oxidizing and reducing effects of ions generated by fine ceramic particles. 3 year life expectancy. Wash to restore surface action.

 **Pump Down Operation**  
Collects all refrigerant in system back into the outdoor unit if the unit needs to be relocated. Eliminates costly refrigerant recovery procedures.

 **Remote Temperature Sensor**  
Room temperature sensor is located in optional wired remote control only.

 **Third Party Device Control**  
Interlock system with 3rd party device such as humidifier, exhaust fan, door switch...etc.


 **0°F Low Ambient Cooling**  
Can operate in cooling mode with outdoor temperatures as low as 0°F. Cooling performance beyond published temperature ratings is not guaranteed.


 **-5°F Low Ambient Cooling**  
Can operate in cooling mode with outdoor temperatures down to -5°F. Cooling performance beyond published temperature ratings is not guaranteed.

## Installation


 **Base Pan Heater**  
Prevents condensate from freezing on the outdoor unit.


 **Blue Fin Coating**  
Blue Fin treatment to the outdoor unit's heat exchanger improves corrosion resistance.

 **Hydro Fin Coating**  
Clear hydrophilic treatment added to the outdoor unit's heat exchanger improves corrosion resistance.

 **Branch Duct Capable**  
Systems are capable of attaching field-supplied branch ducts providing up to 38% of the cooling up to 16 feet away.

 **Built-In Condensate Pump**  
Integrated into the indoor unit.

 **Daisy Chain**  
Ability to connect up to 16 identical style indoor units to one wired remote.

 **Long Piping Length**  
Long piping lengths between equipment offers flexible outdoor unit location options.

 **Slender Fit**  
Cassette body can be moved downward into the room 1-3/8" to accommodate limited ceiling space.



# System Feature Summary

	Single-Zone Heat Pumps																											
	Wall Mount																					Floor Mount			Compact Cassette			
	9RLZ	09LPAS1	09LMAS1 / 09LMAH1	09LEAS1	09LZBS1 / 09LZBH1	12RLZ	12LPAS1	12LMB51 / 12LMBH1	12LEAS1	12LZBS1 / 12LZBH1	15LZBS1 / 15LZBH1	18PLAS1	18LMAS1	18RLXFWH	24LPAS1	24LMAS1	24RLXFWH	30RLXEH	30LPAS1	36LPAS1	9RLFF / 9RLFFH	12RLFF / 12RLFFH	15RLFF / 15RLFFH	09LUASTC	12LUASTC	18LUASTC		
Economy Mode	●	●	●	●	●	●	●	●	●	●	●	●	●	●	●	●	●	●	●	●	●	●	●	●	●	●	●	●
Energy Saving Pgm (ESP)				●					●	●							●											
ENERGY STAR® Qualified			●	●			●	●		●	●		●	●		●	●		●	●		●	●		●	●	●	
Minimum Heat Mode		●	●	●			●	●	●	●	●	●	●	●	●	●	●	●	●	●	●	●	●	❖	❖	❖		
Auto Changeover	●	●	●	●	●	●	●	●	●	●	●	●	●	●	●	●	●	●	●	●	●	●	●	●	●	●	●	
Auto Fan Mode	●	●	●	●	●	●	●	●	●	●	●	●	●	●	●	●	●	●	●	●	●	●	●	●	●	●	●	
Auto Louver: 4 Way				●					●	●			●			●	●											
Auto Louver: Up/ Down	●	●	●	●	●	●	●	●	●	●	●	●	●	●	●	●	●	●	●	●	●	●	●	●	●	●	●	
Auto Restart	●	●	●	●	●	●	●	●	●	●	●	●	●	●	●	●	●	●	●	●	●	●	●	●	●	●	●	
Dry Mode	●	●	●	●	●	●	●	●	●	●	●	●	●	●	●	●	●	●	●	●	●	●	●	●	●	●	●	
Fresh Air Intake																							◆	◆	◆			
Outdoor Unit Low Noise				●					●	●							●											
Powerful Operation	●	●	●	●	●	●	●	●	●	●	●	●	●	●	●	●	●	●	●	●	●	●	●	●	●	●	●	
Quiet Mode (Indoor Unit)	●	●	●	●	●	●	●	●	●	●	●	●	●	●	●	●	●	●	●	●	●	●	●	●	●	●	●	
24 Hour Timer	●	●	●	●		●	●	●	●	●	●	●		●	●				●	●		●	●	●	●	●		
Sleep Timer	●	●	●	●	●	●	●	●	●	●	●	●	●	●	●	●	●	●	●	●	●	●	●	●	●	●	●	
Weekly Timer	■	■	■	■	●	■	■	■	●	●	■	■	□	■	■	□	■	■	■	■	■	■	□	□	□	□	□	
Apple Catechin Filter		●	●	●			●	●	●	●	●	●	●	●	●	●	●	●	●	●	●	●	●	●	●	●	●	
Cold Air Prevention	●	●	●	●	●	●	●	●	●	●	●	●	●	●	●	●	●	●	●	●	●	●	●	●	●	●	●	
Expanded Htg. Performance				●					●	●			●			●	●					●			●			
High Ceiling Mode																								●	●	●		
Ion Deodorizing Filter		●	●	●			●	●	●	●	●	●	●	●	●	●	●	●	●	●	●	●	●	●	●	●	●	
Pump Down Operation																		●										
Remote Temp. Sensor		■	■	■	■		■	■	■	■	■	■	□	■	■	□	□	■	■	■	■	■	■	□	□	□	□	
Third Party Device Control		●	●	●	○		●	●	○	○			●	●	●	●	●	●	●	●	●	●	●	●	●	●	●	
0° Low Ambient Clg.																												
-5° Low Ambient Clg.														●			●	●										
Base Pan Heater			2	2			2		2	2			●				●	●				2	2	2				
Blue Fin Coil Protection				●					●				●	●		●	●	●	●	●	●							
Hydro Fin	●	●	●		●	●	●		●	●	●			●								●	●	●	●	●	●	
Branch Duct Capable																												
Built-In Condensate Pump																								●	●	●		
Daisy Chain		■	■	■	■		■	■	■	■	■	■	□	■	■	□	□	■	■	■	■	■	■	□	□	□	□	
Long Piping Length (164'+)														●	●		●	●	●	●	●							
Slender Fit																												
Warranty: up to 12 Yr Comp / Parts	1	1	1	1	1	1	1	1	1	1	1	1	1	1	1	1	1	1	1	1	1	1	1	1	1	1	1	

- 2 Available only on 'H' models.
- Available only with optional wired remote control.
- Available only with optional wired remote controller and optional Communication Kit.
- ✓ Available only with optional part UTY-SHZXC.
- ❖ Available only with optional wireless remote control.
- Available only with optional External Input/Output PCB Kit.
- ▼ Available only with optional louver grille UTD-GXS(A/B/C)-W or UTD-GXT(A/B/C)-W.




















	Single-Zone Heat Pumps																Multi-Zone Heat Pumps												
	Medium Static Ducted								Multi-Position Air Handler				Ceiling Suspended				Large Cassette				Wall Mount ASUH07-24LPAS	Slim Duct ADUH07-24LUAS1D	Cassette ACUH07-18LUAS1C	Floor Mount AGU9-15RLF					
	12LUAS1R	18LUAS1R	24LUAS1R	30LUAS1R	36LUAS1R	42RGLXD	48RGLXD	24LUAS1M	30LUAS1M	30LUAH1M	36LMAST	36LMAH1M	48LMAST	48LMAH1M	18LUAS1B	24LUAS1B	24LUAS1B	36LUAS1B	18LUAS1U	24LUAS1U	30LUAS1U	36LUAS1U	42RGLXC	48RGLXC					
●	●	●	●	●	●	●	●	●	●	●	●	●	●	●	●	●	●	●	✓	✓	✓	✓	✓	✓	●	●	●	●	
◇	◇	◇	◇	◇	◇	◇	◇	◇	◇	◇	◇	◇	◇	◇	●	●	●	●	◇	◇	◇	◇	◇	◇	●	●*	●*	●*	●*
●	●	●	●	●	●	●	●	●	●	●	●	●	●	●	●	●	●	●	●	●	●	●	●	●	●	●+	●+	●+	●
●	●	●	●	●	●	●	●	●	●	●	●	●	●	●	●	●	●	●	●	●	●	●	●	●	●	●	●	●	●
●	●	●	●	●	●	●	●	●	●	●	●	●	●	●	●	●	●	●	●	●	●	●	●	●	●	●	●	●	●
●	●	●	●	●	●	●	●	●	●	●	●	●	●	●	●	●	●	●	●	●	●	●	●	●	●	●	●	●	●
●	●	●	●	●	●	●	●	●	●	●	●	●	●	●	●	●	●	●	●	●	●	●	●	●	●	●	●	●	●
●	●	●	●	●	●	●	●	●	●	●	●	●	●	●	●	●	●	●	●	●	●	●	●	●	●	●	●	●	●
◇	◇	◇	◇	◇	◇	◇	◇	◇	◇	◇	◇	◇	◇	◇	◇	◇	◇	◇	◇	◇	◇	◇	◇	◇	◇	●	◇	◇	●
□	□	□	□	□	□	□	□	□	□	□	□	□	□	□		□	□	□	□	□	□	□	□	□	□	●	●	●	□
●	●	●	●	●	●	●	●	●	●	●	●	●	●	●	●	●	●	●	●	●	●	●	●	●	●	●	●	●	●
●	●	●	●	●	●	●	●	●	●	●	●	●	●	●	●	●	●	●	●	●	●	●	●	●	●	●	●	●	●
●	●	●	●	●	●	●	●	●	●	●	●	●	●	●	●	●	●	●	●	●	●	●	●	●	●	●	●	●	●
●	●	●	●	●	●	●	●	●	●	●	●	●	●	●	●	●	●	●	●	●	●	●	●	●	●	●	●	●	●
●	●	●	●	●	●	●	●	●	●	●	●	●	●	●	●	●	●	●	●	●	●	●	●	●	●	●	●	●	●
●	●	●	●	●	●	●	●	●	●	●	●	●	●	●	●	●	●	●	●	●	●	●	●	●	●	●	●	●	●
●	●	●	●	●	●	●	●	●	●	●	●	●	●	●	●	●	●	●	●	●	●	●	●	●	●	●	●	●	●
●	●	●	●	●	●	●	●	●	●	●	●	●	●	●	●	●	●	●	●	●	●	●	●	●	●	●	●	●	●
●	●	●	●	●	●	●	●	●	●	●	●	●	●	●	●	●	●	●	●	●	●	●	●	●	●	●	●	●	●
●	●	●	●	●	●	●	●	●	●	●	●	●	●	●	●	●	●	●	●	●	●	●	●	●	●	●	●	●	●
□	□	□	□	□	□	□	□	□	□	□	□	□	□	□	●	●	●	●	□	□	□	□	□	□	□	■	●	●	□
●	●	●	●	●	●	●	●	●	●	●	●	●	●	●	●	●	●	●	●	●	●	●	●	●	●	●	●	●	●
●	●	●	●	●	●	●	●	●	●	●	●	●	●	●	●	●	●	●	●	●	●	●	●	●	●	●	●	●	●
1	1	1	1	1	1	1	1	1	1	1	1	1	1	1	1	1	1	1	1	1	1	1	1	1	1	1	1	1	1

- ◆ Available only with optional Fresh Air Intake Kit.
- \* See bottom of page 60 and page 62 for qualifying combinations.
- + Auto Changeover is not designed to provide rapid changes between heating and cooling operation or simultaneous heating and cooling. This feature is not recommended for systems with more than one indoor unit unless all indoor units have similar heating and cooling requirements and have similar temperature set points. If all indoor units have similar heating and cooling requirements and have similar temperature set points, auto changeover will work.

1: Standard warranty is 5 year Parts / 7 year Compressor. 12 year Compressor/Parts warranty applies when properly registered AND installed by a Fujitsu AIRSTAGE Elite Contractor in a residence. See full warranty for details.







# Single-Zone and Multi-Zone Systems Lineup

SINGLE ZONE WALL MOUNTED MINI-SPLITS							
BTU		9,000	12,000	15,000	18,000		
BEST	Wall Mount Highest Efficiency 	★ 14°F -5°F ASUG09LZBS / AOUG09LZAS1	★ 14°F -5°F ASUG12LZBS / AOUG12LZAS1	★ 14°F -5°F ASUG15LZBS / AOUG15LZAS1			
	<b>XLTH</b> Wall Mount Extra Low Temp Heating 	★ 14°F -15°F ASUG09LZBS / AOUG09LZAH1	★ 14°F -15°F ASUG12LZBS / AOUG12LZAH1	★ 14°F -15°F ASUG15LZBS / AOUG15LZAH1			
BETTER	Wall Mount Mid Tier 	★ 14°F 5°F ASUH09LMAS / AOUH09LMAS1	★ 14°F 5°F ASUH12LMAS / AOUH12LMBS1		★ 14°F 5°F ASUH18LMAS / AOUH18LMAS1		
	<b>XLTH</b> Wall Mount Extra Low Temp Heating 	★ 14°F -15°F ASUH09LMAS / AOUH09LMAH1	★ 14°F -15°F ASUH12LMAS / AOUH12LMBH1		★ -5°F -15°F ASU18RLF / AOU18RLXFWH		
	STHP Mid Tier 	★ 14°F 5°F ASUH09LMAS / AOUH09LEAS1	14°F 5°F ASUH12LMAS / AOUH12LEAS1				
GOOD	Wall Mount Entry Tier 115V 	15°F 15°F ASU9RL2 / AOU9RL2	15°F 15°F ASU12RL2 / AOU12RL2				
	Wall Mount Entry Tier 	14°F 5°F ASUH09LPAS / AOUH09LPAS1	★ 14°F 5°F ASUH12LPAS / AOUH12LPAS1		★ 14°F 5°F ASUH18LPAS / AOUH18LPAS1		
SINGLE ZONE NON-WALL MOUNTED MINI-SPLITS							
	Floor Mount Highest Efficiency 	★ 14°F -5°F AGU9RLF / AOU9RLFF	★ 14°F -5°F AGU12RLF / AOU12RLFF	★ 14°F -5°F AGU15RLF / AOU15RLFF			
	<b>XLTH</b> Floor Mount Extra Low Temp Heating 	★ 14°F -15°F AGU9RLF / AOU9RLFFH	★ 14°F -15°F AGU12RLF / AOU12RLFFH	★ 14°F -15°F AGU15RLF / AOU15RLFFH			
	Compact Cassette 	★ 14°F -5°F ACUH09LUAS1 / AOUH09LUAS1	★ 14°F -5°F ACUH12LUAS1 / AOUH12LUAS1		★ 14°F -5°F ACUH18LUAS1 / AOUH18LUAS1		
	Medium-Static Ducted 		★ 14°F -5°F ARUH12LUAS / AOUH12LUAS1		★ -5°F -5°F ARUH18LUAS / AOUH18LUAS1		
	Multi-Position Air Handler 						
	<b>XLTH</b> Multi-Position Air Handler 						
	Ceiling Suspended 				★ -5°F 14°F ABUH18LUAS / AOUH18LUAS1		
	Large Cassette Circular Flow 				★ -5°F -5°F AUUH18LUAS / AOUH18LUAS1		
MULTI ZONE DUCTLESS HEAT PUMPS - INDOOR UNITS							
BTU		7,000	9,000	12,000	15,000	18,000	24,000
	Wall Mount (Compact, Large) 	ASUH07LPAS	ASUH09LPAS	ASUH12LPAS	ASUH15LPAS	ASUH18LPAS	ASUH24LPAS
	Slim Duct 	ADUH07LUAS1	ADUH09LUAS1	ADUH12LUAS1		ADUH18LUAS1	ADUH24LUAS1
	Compact Cassette 	ACUH07LUAS1	ACUH09LUAS1	ACUH12LUAS1		ACUH18LUAS1	
	Floor Mount 		AGU9RLF	AGU12RLF	AGU15RLF		

★: Energy Star Qualified ■: Minimum Ambient Cooling Temperature ■: Minimum Ambient Heating Temperature

	24,000	30,000	36,000	42,000	48,000
	★ 14°F 5°F ASUH24LMAS / AOUH24LMAS1				
	★ -5°F -15°F ASU24RLF / AOU24RLXFWH	★ -5°F -15°F ASU30RLE / AOU30RLXEH			
	★ 14°F 5°F ASUH24LPAS / AOUH24LPAS1	★ 14°F 5°F ASUH30LPAS / AOUH30LPAS1	★ 14°F 5°F ASUH36LPAS / AOUH36LPAS1		
	★ -5°F -5°F ARUH24LUAS / AOUH24LUAS1	★ -5°F -5°F ARUH30LUAS / AOUH30LUAS1	★ -5°F -5°F ARUH36LUAS / AOUH36LUAS1	-5°F -5°F ARU42RGLX / AOU42RGLX	-5°F -5°F ARU48RGLX / AOU48RGLX
	★ -5°F -5°F AMUG24LMAS / AOUH24LUAS1	★ -5°F -5°F AMUG30LMAS / AOUH30LUAS1	★ 14°F -5°F AMUG36LMAS / AOUH36LMAS1		14°F -5°F AMUG48LMAS / AOUH48LMAS1
		★ -5°F -15°F AMUG30LMAS / AOUH30LUAH1	★ -5°F -15°F AMUG36LMAS / AOUH36LMAH1		★ -5°F -15°F AMUG48LMAS / AOUH48LMAH1
	★ -5°F -5°F ABUH24LUAS / AOUH24LUAS1	★ -5°F -5°F ABUH30LUAS / AOUH30LUAS1	★ -5°F -5°F ABUH36LUAS / AOUH36LUAS1		
	★ -5°F -5°F AOUH24LUAS / AOUH24LUAS1	★ -5°F -5°F AOUH30LUAS / AOUH30LUAS1	★ -5°F -5°F AOUH36LUAS / AOUH36LUAS1	-5°F -5°F AOU42RGLX / AOU42RGLX	-5°F -5°F AOU48RGLX / AOU48RGLX

**MULTI ZONE DUCTLESS HEAT PUMPS- OUTDOOR UNITS**

BTU	18,000 (2 Indoor Units)	24,000 (2 - 3 Indoor Units)	36,000 (2 - 4 Indoor Units)	45,000 (2 - 5 Indoor Units)
<b>BEST</b>	 <b>XLTH</b> ★ 14°F -15°F AOU18RLXFZH	 <b>XLTH</b> ★ 14°F -15°F AOU24RLXFZH	 <b>XLTH</b> ★ 14°F -15°F AOU36RLXFZH	
<b>BETTER</b>	 ★ 14°F 5°F AOU18RLXFZ	 ★ 14°F 5°F AOU24RLXFZ	 14°F 5°F AOU36RLXFZ1	 14°F 5°F AOU45RLXFZ

+ For ENERGY STAR® qualified combinations, see page 58 and page 60.



# Single-Zone Mini-Split Systems

## Making the hottest places cool and the coolest places more comfortable

- Extensive lineup from 9,000 to 48,000 BTU
- 58 different systems available in 7 indoor unit styles
- Energy efficient systems with SEER2 ratings as high as 33.1 and HSPF2 as high as 14.2
- 49 ENERGY STAR® qualified systems
- Inverter Technology is used in all systems
- All systems feature environmentally friendly R410A refrigerant
- Quiet operation with indoor units as low as 19dB(A) and outdoor units as low as 46dB(A)

## 9, 12, 15,000 BTU/h Wall Mount Heat Pumps

AIRSTAGE H-Series

Handheld remote control included with indoor unit



ASUG09-12-15LZBS



AOUG09-12-15LZAS1

AIRSTAGE H-Series  
**XLTH**


- 1 Applies when properly registered AND installed by a Fujitsu Elite Contractor in a residence. See full warranty for details.
- 2 Available only with optional wired Remote Control and optional Communication Kit.
- 3 Available only with optional External Input/Output PCB Kit.
- 4 XLTH models only
- 5 See page 13 for details

### Energy saving program (ESP) Function

With the ESP function, the ASUG\* LZBS system actively monitors occupancy and adjusts system settings accordingly to achieve optimum energy savings. Once the system detects an occupant, the settings are reverted to the user defined settings in order to maintain comfort.



### High Performance Heating

The LZBS1 model can operate down to -5°F. The LZBH1 can operate efficiently down to -15°F. See the full **XLTH** story on page 14.

### Optional Accessories

Kagami Wired Design Controller.....	UTY-RVRU
Wired Remote Controller .....	UTY-RNRUZ Series
Simple Remote Controller .....	UTY-RSRY / UTY-RHRY
Wi-Fi Interface Module .....	UTY-TFSXH4
24V Thermostat Interface .....	UTY-TTRXZ1
External Switch Controller .....	UTY-TERX
BACnet Gateway.....	FJ-AC-485-1
Modbus Converter .....	UTY-VMSX
Communication Kit.....	UTY-TWRXZ2
External Input and Output PCB.....	UTY-XCSXZ2
Dry Contact Wire Kit .....	UTY-XWZXZ5

# Systems 09LZBS1, 12LZBS1, 15LZBS1 High Heat Systems 09LZBH1, 12LZBH1, 15LZBH1

**UP TO 33.1 SEER2**


		09LZBS1		12LZBS1		15LZBS1		09LZBH1		12LZBH1		15LZBH1		
<b>Performance</b>								<b>XLTH</b>		<b>XLTH</b>		<b>XLTH</b>		
Rated Cooling	BTU/h	9,000		12,000		14,500		9,000		12,000		14,500		
Min.-Max. Cooling	BTU/h	3,100~12,000		3,100~13,600		3,100~18,400		3,100~12,000		3,100~13,600		3,100~18,400		
Rated Heating	BTU/h	12,000		16,000		18,000		12,000		16,000		18,000		
Min.-Max. Heating	BTU/h	3,100~22,000		3,100~22,100		3,100~23,900		3,100~22,000		3,100~22,100		3,100~23,900		
SEER	SEER2	Btu/hW	33.1	33.1	29.4	29.4	25.3	25.3	33.1	33.1	29.4	29.4	25.3	25.3
HSPF	HSPF2	Btu/hW	14.2	13.4	14.0	12.9	13.4	12.8	14.0	13.3	13.8	12.7	13.3	12.7
EER	EER2	Btu/hW	18.0	18.0	15.2	15.2	13.9	13.9	18.0	18.0	15.2	15.2	13.9	13.9
Energy Star Rating*		ES,ESCC,ESME		ES,ESCC,ESME		ES,ESCC,ESME		ES,ESCC,ESME		ES,ESCC,ESME		ES,ESCC,ESME		
Clg. Operating Range	°F (°C)	14~115 (-10~46)		14~115 (-10~46)		14~115 (-10~46)		14~115 (-10~46)		14~115 (-10~46)		14~115 (-10~46)		
Htg. Operating Range	°F (°C)	-5~75 (-21~24)		-5~75 (-21~24)		-5~75 (-21~24)		-15~75 (-26~24)		-15~75 (-26~24)		-15~75 (-26~24)		
Moisture Removal	Pt./h (l/h)	2.5 (1.2)		2.7 (1.3)		4.0 (1.9)		2.5 (1.2)		2.7 (1.3)		4.0 (1.9)		
Max Htg % of Nominal Capacity at +5°F (-15°C)^		171%		138%		140%		171%		138%		140%		
Max Htg % of Nominal Capacity at -5°F (-21°C)^		163%		125%		124%		156%		125%		124%		
Max Htg % of Nominal Capacity at -15°F (-26°C)^		--		--		--		123%		98%		109%		
<b>Fan (Cooling Mode)</b>														
Air Circulation: Hi	CFM (m3/h)	542 (920)		542 (920)		583 (990)		542 (920)		542 (920)		583 (990)		
Medium	CFM (m3/h)	406 (690)		406 (690)		459 (780)		406 (690)		406 (690)		459 (780)		
Low	CFM (m3/h)	312 (530)		312 (530)		312 (530)		312 (530)		312 (530)		312 (530)		
Quiet	CFM (m3/h)	206 (350)		206 (350)		241 (410)		206 (350)		206 (350)		241 (410)		
Fan Speed Stages		4+Auto		4+Auto		4+Auto		4+Auto		4+Auto		4+Auto		
<b>Sound Levels (Clg/Htg)</b>														
Indoor: Hi	dB(A)	43/43		43/43		45/45		43/43		43/43		45/45		
Medium	dB(A)	37/36		37/36		40/39		37/36		37/36		40/39		
Low	dB(A)	31/31		31/31		32/32		31/31		31/31		32/32		
Quiet	dB(A)	23/23		23/23		26/26		23/23		23/23		26/26		
Outdoor	dB(A)	46/47		47/47		49/50		46/47		47/47		49/50		
<b>Electrical</b>														
Voltage/Frequency/Phase		208-230/60/1		208-230/60/1		208-230/60/1		208-230/60/1		208-230/60/1		208-230/60/1		
Circuit Breaker	Amps	15		15		20		15		15		20		
Current Rated/Max: Clg.	Amps	2.5/9.4		3.8/9.4		4.8/9.9		2.5/9.4		3.8/9.4		4.8/9.9		
Current Rated/Max: Htg.	Amps	3.3/10.9		4.7/10.9		5.2/13.4		3.3/11.9		4.7/11.9		5.2/14.4		
Power Use Rated/Max: Clg.	kW	0.50/0.85		0.79/0.99		1.04/1.56		0.50/0.85		0.79/0.99		1.04/1.56		
Power Use Rated/Max: Htg.	kW	0.66/1.93		1.01/1.94		1.15/2.19		0.66/1.93		1.01/1.94		1.15/2.19		
<b>Size &amp; Weight</b>														
Net Weight	lbs. (kg)	29 (13)	84 (38)	29 (13)	84 (38)	29 (13)	86 (39)	29 (13)	86 (39)	29 (13)	86 (39)	29 (13)	88 (40)	
Dimensions: Height	Inch	11	24-7/8	11	24-7/8	11	24-7/8	11	24-7/8	11	24-7/8	11	24-7/8	
	mm	280	632	280	632	280	632	280	632	280	632	280	632	
Width	Inch	38-9/16	31-7/16	38-9/16	31-7/16	38-9/16	31-7/16	38-9/16	31-7/16	38-9/16	31-7/16	38-9/16	31-7/16	
	mm	980	799	980	799	980	799	980	799	980	799	980	799	
Depth	Inch	9-7/16	11-7/16	9-7/16	11-7/16	9-7/16	11-7/16	9-7/16	11-7/16	9-7/16	11-7/16	9-7/16	11-7/16	
	mm	240	290	240	290	240	290	240	290	240	290	240	290	
Refrigerant		R410A		R410A		R410A		R410A		R410A		R410A		
<b>Additional Data</b>														
Air Direction: Horiz.		Automatic		Automatic		Automatic		Automatic		Automatic		Automatic		
Vertical		Automatic		Automatic		Automatic		Automatic		Automatic		Automatic		
Air Filter Type		Washable		Washable		Washable		Washable		Washable		Washable		
Min. Lineset Length	Ft (m)	16 (5)		16 (5)		16 (5)		16 (5)		16 (5)		16 (5)		
Max. Lineset Length	Ft (m)	66 (20) (pre-charge: 49')		66 (20) (pre-charge: 49')		66 (20) (pre-charge: 49')		66 (20) (pre-charge: 49')		66 (20) (pre-charge: 49')		66 (20) (pre-charge: 49')		
Max. Vertical Diff.	Ft (m)	49 (15)		49 (15)		49 (15)		49 (15)		49 (15)		49 (15)		
Lineset Size	Inch	Gas 3/8	Liq. 1/4	Gas 3/8	Liq. 1/4	Gas 1/2	Liq. 1/4	Gas 3/8	Liq. 1/4	Gas 3/8	Liq. 1/4	Gas 1/2	Liq. 1/4	
^ Based on nominal capacity (e.g. 09LZBS1 based on 9,000 BTU/h) @ 70°F indoor setpoint. Refer to the Design & Technical Manual for more heating capacity data.		Indoor ASUG09LZBS	Outdoor AOUG09LZAS1	Indoor ASUG12LZBS	Outdoor AOUG12LZAS1	Indoor ASUG15LZBS	Outdoor AOUG15LZAS1	Indoor ASUG09LZBS	Outdoor AOUG09LZAH1	Indoor ASUG12LZBS	Outdoor AOUG12LZAH1	Indoor ASUG15LZBS	Outdoor AOUG15LZAH1	



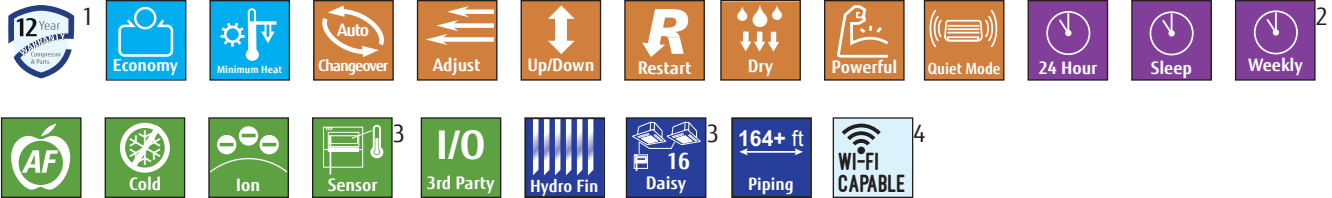


# 9, 12, 18, 24,000 BTU/h Wall Mount Heat Pumps

## AIRSTAGE H-Series



Handheld remote control included with indoor unit



1 Applies when properly registered AND installed by a Fujitsu AIRSTAGE Elite Contractor in a residence. See full warranty for details.  
2 Available only with optional wired remote control.

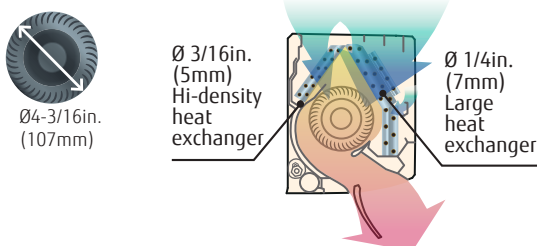
3 Available only with optional wired remote control and optional Communication Kit.  
4 See page 13 for details.

### Product features

- Indoor unit with HCRC (High Corrosion Resistant Copper) coils. HCRC coils have higher resistance to corrosion compared with standard or oxygen free copper coils.



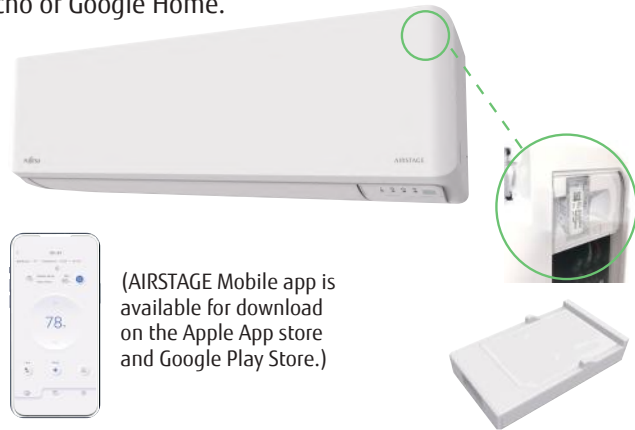
- Compatible with 2-wire wired remote controllers.
- Revamped controls platform, featuring 2 communication (UART) ports allows, simultaneous connection of wired controller, WIFI adapter, and 3rd party devices (such as field supplied auxiliary heater, humidifier...etc.).
- Service monitoring menu through UTY-RNRUZ5 and UTY-RVRU simplifies system and sensor monitoring and troubleshooting.
- High efficiency, Energy Star rated systems with state of the art coil design and increased fan performance.
- Washable filter, factory provided with IDU
- Large cross-flow fan -New and improved fan design that delivers high performance with lower energy consumption and whisper-quiet operation with sound pressure levels as low as 19dB(A).



### Smart device control (Optional)

UTY-TFSXH4

Wi-Fi compatible systems such as the LMAS series can be controlled from anywhere using the AIRSTAGE Mobile app on a mobile device, or smart home devices such as Amazon Echo or Google Home.



(AIRSTAGE Mobile app is available for download on the Apple App store and Google Play Store.)

### Optional Accessories

Kagami Wired Design Controller.....	UTY-RVRU
Wired Remote Controller .....	UTY-RNRUZ Series
Simple Remote Controller .....	UTY-RSRY / UTY-RHRY
Wi-Fi Interface Module .....	UTY-TFSXH4
24V Thermostat Interface .....	UTY-TTRXZ1
External Switch Controller .....	UTY-TERX
BACnet Gateway.....	FJ-AC-485-1
Modbus Converter .....	UTY-VMSX
Communication Kit.....	UTY-TWRXZ2
External Input and Output PCB.....	UTY-XCSXZ2
Dry Contact Wire Kit .....	UTY-XWZXZ5
Wire Kit .....	UTY-XWZX

# Gen H Systems 09LMAS1, 12LMBS1, 18LMAS1, 24LMAS1

UP TO 26.5 SEER2

		09LMAS1		12LMBS1		18LMAS1		24LMAS1		
<b>Performance</b>										
Rated Cooling	BTU/h	9,000		12,000		18,000		22,000		
Min.-Max. Cooling	BTU/h	3,400-10,900		3,400-13,300		7,000-20,000		9,100-27,300		
Rated Heating	BTU/h	12,000		14,000		21,600		25,200		
Min.-Max. Heating	BTU/h	2,800-15,000		2,800-19,100		8,000-29,000		8,200-37,000		
SEER	SEER2	Btu/hW	26.5	26.5	--	23.0	21.1	21.1	22.5	22.5
HSPF	HSPF2	Btu/hW	13.0	12.6	--	11.1	12.5	11.5	12.0	11.4
EER	EER2	Btu/hW	14.3	14.3	--	12.5	13.0	13.0	12.5	12.5
Energy Star Rating*		ES,ESCC,ESME		ES,ESCC,ESME		ES,ESCC,ESME		ES,ESCC,ESME		
Clg. Operating Range	°F (°C)	14~115 (-10~46)		14~115 (-10~46)		14 to 115 (-10 to 46)		14 to 115 (-10 to 46)		
Htg. Operating Range	°F (°C)	5~75 (-15~24)		5~75 (-15~24)		5 to 75 (-15 to 24)		5 to 75 (-15 to 24)		
Moisture Removal	Pt./h (l/h)	2.7 (1.3)		3.8 (1.8)		4.0 (1.9)		6.3 (3.0)		
<b>Fan (Cooling Mode)</b>										
Air Circulation: Hi	CFM (m3/h)	453 (770)		453 (770)		577 (980)		647 (1,100)		
Medium	CFM (m3/h)	353 (600)		353 (600)		489 (830)		530 (900)		
Low	CFM (m3/h)	265 (450)		265 (450)		377 (640)		436 (740)		
Quiet	CFM (m3/h)	147 (250)		147 (250)		300 (510)		371 (630)		
Fan Speed Stages		4+Auto		4+Auto		4+Auto		4+Auto		
<b>Sound Levels (Clg/Htg)</b>										
Indoor: Hi	dB(A)	43/43		43/43		46/46		46/48		
Medium	dB(A)	36/38		36/38		41/41		42/38		
Low	dB(A)	30/33		30/33		35/35		37/34		
Quiet	dB(A)	19/21		19/21		30/30		33/30		
Outdoor	dB(A)	46/48		49/50		49/50		52/54		
<b>Electrical</b>										
Voltage/Frequency/Phase		208-230/60/1		208-230/60/1		208-230/60/1		208-230/60/1		
Circuit Breaker	Amps	15		15		20		20		
Current Rated/Max: Clg.	Amps	3.1/6.4		4.7/6.9		6.2/13.4		7.8/15.4		
Current Rated/Max: Htg.	Amps	4.0/7.9		4.8/9.4		7.0/13.9		8.3/15.9		
Power Use Rated/Max: Clg.	kW	0.63/0.92		0.96/1.27		1.38/ 1.86		1.76/ 2.63		
Power Use Rated/Max: Htg.	kW	0.84/1.61		0.99/1.67		1.58/ 2.82		1.87/ 3.53		
<b>Size &amp; Weight</b>										
Net Weight	lbs. (kg)	22 (10)	68 (31)	22 (10)	71 (32)	29 (13.0)	117 (53)	36 (16.5)	117 (53)	
Dimensions: Height	Inch	10-5/8	21-5/16	10-5/8	21-5/16	11	31	13-6/16	31	
	mm	270	542	270	542	280	788	340	788	
Width	Inch	32-13/16	31-7/16	32-13/16	31-7/16	38-9/16	37	45-1/4	37	
	mm	834	799	834	799	980	940	1,150	940	
Depth	Inch	8-3/4	11-7/16	8-3/4	11-7/16	9-7/16	12-5/8	11	12-5/8	
	mm	222	290	222	290	240	320	280	320	
Refrigerant		R410A		R410A		R410A		R410A		
<b>Additional Data</b>										
Air Direction: Horiz.		Manual		Manual		Manual		Manual		
Vertical		Automatic		Automatic		Automatic		Automatic		
Air Filter Type		Washable		Washable		Washable		Washable		
Min. Lineset Length	Ft (m)	16 (5)		16 (5)		16 (5)		16 (5)		
Max. Lineset Length	Ft (m)	66 (20) (pre-charge: 49')		66 (20) (pre-charge: 49')		164 (50) (pre-charge: 49')		164 (50) (pre-charge: 66')		
Max. Vertical Diff.	Ft (m)	49 (15)		49 (15)		98 (30)		98 (30)		
Lineset Size	Inch	Gas 3/8	Liq. 1/4	Gas 3/8	Liq. 1/4	Gas 5/8	Liq. 3/8	Gas 5/8	Liq. 3/8	
		Indoor ASUH09LMAS	Outdoor AOUH09LMAS1	Indoor ASUH12LMAS	Outdoor AOUH12LMBS1	Indoor ASUH18LMAS	Outdoor AOUH18LMAS1	Indoor ASUH24LMAS	Outdoor AOUH24LMAS1	

\*



# 9, 12, 18, 24,000 BTU/h Wall Mount Heat Pumps

## AIRSTAGE H-Series



ASUH09-12LMAS



Handheld remote control included with indoor unit



AOUH09-12LMAH1



ASU18-24RLF



AOU18-24RLXFWH



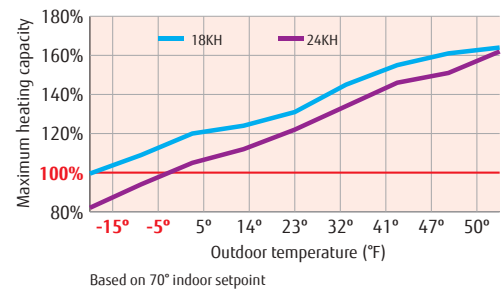
1 Applies when properly registered AND installed by a Fujitsu AIRSTAGE Elite Contractor in a residence. See full warranty for details.  
2 Systems require optional wired remote control.

3 Available only with optional wired remote control and optional communication kit (9&12k IDUs).  
4 See page 13 for details.

## High Performance Heating Capacity

Stay comfortable at low ambient temperatures! The LMAH1 and RLXFWH models can operate down to -15°F. See the full **XLTH** story on page 14.

### RLXFWH



## Optional Accessories (RLXFWH)

Wired Remote Control .....	UTY-RVNUM / UTY-RNNUM
Simple Remote Control.....	UTY-RSNUM
Wi-Fi Interface Module .....	FJ-RC-WIFI-1BT + UTY-WIFI
24V Thermostat Interface .....	UTY-TTRXZ1 + UTY-WIFI
External Switch Controller .....	UTY-TERX + UTY-WIFI
Modbus Gateway.....	FJ-RC-MBS-1 + UTY-WIFI
Wire Kit .....	UTY-XWZX

## Optional Accessories (LMAH1)

Kagami Wired Design Controller.....	UTY-RVRU
Wired Remote Controller .....	UTY-RNRUZ Series
Simple Remote Controller .....	UTY-RSRY / UTY-RHRY
Wi-Fi Interface Module .....	UTY-TFSXH4
24V Thermostat Interface .....	UTY-TTRXZ1
External Switch Controller .....	UTY-TERX
BACnet Gateway.....	FJ-AC-485-1
Modbus Converter .....	UTY-VMSX
Communication Kit.....	UTY-TWRXZ2
External Input and Output PCB.....	UTY-XCSXZ2
Dry Contact Wire Kit .....	UTY-XWZXZ5
Wire Kit .....	UTY-XWZX





# High Heat Systems 09LMAH1, 12LMBH1

## High Heat Systems 18RLXFWH, 24RLXFWH

UP TO 26.5 SEER2

		09LMAH1		12LMBH1		18RLXFWH		24RLXFWH		
		XLTH		XLTH		XLTH		XLTH		
<b>Performance</b>										
Rated Cooling	BTU/h	9000		12000		18000		22000		
Min.-Max. Cooling	BTU/h	3,400-11,500		3,400-13,300		7,000-23,000		9,900-27,300		
Rated Heating	BTU/h	12000		14000		21600		25200		
Min.-Max. Heating	BTU/h	2,800-16,000		2,800-19,100		7,000-29,000		7,500-36,200		
SEER	SEER2	Btu/hW	26.5	26.5	--	23	20	20	19.5	19.5
HSPF	HSPF2	Btu/hW	13	12.3	--	11	10.4	10	10.5	10.5
EER	EER2	Btu/hW	15.4	15.4	--	12.5	13.3	13.3	12.5	12.5
<b>Energy Star Rating*</b>		ES, ESCC, ESME		ES, ESCC, ESME		ES, ESCC, ESME		ES, ESCC, ESME		
Clg. Operating Range	°F (°C)	14 to 115 (-10 to 46)		14 to 115 (-10 to 46)		-5-115 (-20-46)		-5-115 (-20-46)		
Htg. Operating Range	°F (°C)	-15 to 75 (-26 to 24)		-15 to 75 (-26 to 24)		-15-75 (-26-24)		-15-75 (-26-24)		
Moisture Removal	Pt./h (l/h)	2.7 (1.3)		3.8 (1.8)		5.9 (2.8)		6.3 (3.0)		
Max Htg % of Nominal Capacity at +5°F (-15°C)^		105%		89%		120%		105%		
Max Htg % of Nominal Capacity at -5°F (-21°C)^		85%		72%		109%		94%		
Max Htg % of Nominal Capacity at -15°F (-26°C)^		61%		52%		100%		82%		
<b>Fan (Cooling Mode)</b>										
Air Circulation: Hi	CFM (m3/h)	453 (770)		453 (770)		542 (920)		659 (1,120)		
Medium	CFM (m3/h)	353 (600)		353 (600)		436 (740)		530 (900)		
Low	CFM (m3/h)	265 (450)		265 (450)		365 (620)		436 (740)		
Quiet	CFM (m3/h)	147 (250)		147 (250)		306 (520)		365 (620)		
Fan Speed Stages		4+Auto		4+Auto		4+Auto		4+Auto		
<b>Sound Levels (Clg/Htg)</b>										
Indoor: Hi	dB(A)	43/43		43/43		43/44		49/49		
Medium	dB(A)	36/38		36/38		37/37		42/42		
Low	dB(A)	30/33		30/33		33/33		37/37		
Quiet	dB(A)	19/21		19/21		28/28		33/33		
Outdoor	dB(A)	46/48		49/50		47/50		54/55		
<b>Electrical</b>										
Voltage/Frequency/Phase		208-230/60/1		208-230/60/1		208-230/60/1		208-230/60/1		
Circuit Breaker	Amps	15		15		20		30		
Current Rated/Max: Clg.	Amps	3/6.9		4.7/6.9		6.2/13.5		7.9/15		
Current Rated/Max: Htg.	Amps	3.9/9.4		4.8/9.4		7.8/14.5		8.6/15.5		
Power Use Rated/Max: Clg.	kW	0.585/1.27		0.96/1.27		1.35/3.01		1.76/3.42		
Power Use Rated/Max: Htg.	kW	0.79/1.67		0.99/1.67		1.75/3.23		1.94/3.53		
<b>Size &amp; Weight</b>										
Net Weight	lbs. (kg)	22 (10)	73 (33)	22 (10)	73 (33)	31 (14)	134 (61)	31 (14)	134 (61)	
Dimensions: Height	Inch	10-5/8	21-5/16	10-5/8	21-5/16	12-5/8	32-11/16	12-5/8	32-11/16	
	mm	270	542	270	542	320	830	320	830	
Width	Inch	32-13/16	31-7/16	32-13/16	31-7/16	39-5/16	35-7/16	39-5/16	35-7/16	
	mm	834	799	834	799	998	900	998	900	
Depth	Inch	8-3/4	11-7/16	8-3/4	11-7/16	9	13	9	13	
	mm	222	290	222	290	228	330	228	330	
Refrigerant		R410A		R410A		R410A		R410A		
<b>Additional Data</b>										
Air Direction: Horiz.		Manual		Manual		Manual		Manual		
Vertical		Automatic		Automatic		Automatic		Automatic		
Air Filter Type		Washable		Washable		Washable		Washable		
Min. Lineset Length	Ft (m)	16 (5)		16 (5)		16 (5)		16 (5)		
Max. Lineset Length	Ft (m)	66 (20) (pre-charge: 49')		66 (20) (pre-charge: 49')		164 (50) (pre-charge: 49')		164 (50) (pre-charge: 66')		
Max. Vertical Diff.	Ft (m)	49 (15)		49 (15)		98 (30)		98 (30)		
Lineset Size	Inch	Gas 3/8	Liq. 1/4	Gas 3/8	Liq. 1/4	Gas 5/8	Liq. 3/8	Gas 5/8	Liq. 3/8	
		Indoor ASUH09LMAS	Outdoor AOUH09LMAH1	Indoor ASUH12LMAS	Outdoor AOUH12LMBH1	Indoor ASU18RLF	Outdoor AO18RLXFWH	Indoor ASU24RLF	Outdoor AO24RLXFWH	

^ Based on nominal capacity (e.g. 09LMAH1 based on 9,000 BTU/h) @ 70°F indoor setpoint. Refer to the Design & Technical Manual for more heating capacity data.

\*



# 30,000 BTU/h Wall Mount Heat Pump

**AIRSTAGE H-Series**  
**XLTH**



Handheld remote control included with indoor unit



ASU30RLE



AOU30RLXEH

1													
					2					2		3	

1 Applies when properly registered AND installed by a Fujitsu AIRSTAGE Elite Contractor in a residence. See full warranty for details.

2 Available only with optional wired remote control.

34 See page 13 for details.

The 30RLXEH is specially engineered for applications that require cooling year round, and/or rooms with large heat loads such as classrooms and conference rooms.

## Extended Line Set

Long allowed piping lengths between indoor and outdoor units provide flexibility and increased applications.

## Lead-Lag function

Lead-lag function provides a redundant cooling system by pairing two 30RLXEH systems together delivering a unique solution for many applications.<sup>^</sup>

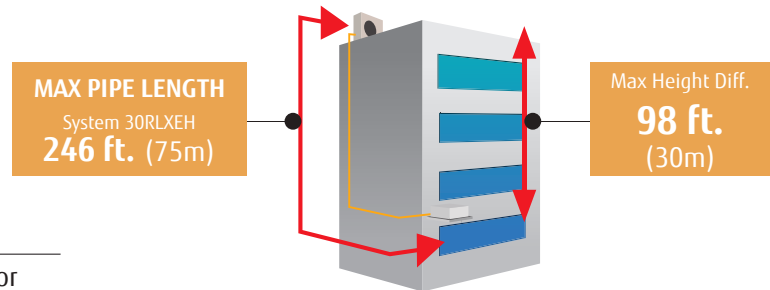
Lead-lag function provides the following operation modes:

- Alternative Operation – units alternate operation, so neither unit is running at the same time.
- Emergency Operation – if an error occurs on one unit, the second unit will turn on.\*
- Supporting Operation – if the setpoint cannot be reached with one unit alone, the second unit will come on to satisfy the demand for cooling.

## Lock Out Function

This feature can be set by the contractor on behalf of the Commercial Property Owner to prevent either Cooling or Heating operation from occurring.

\* Power loss to one of the two units will disengage the lead lag function.



## High Performance Heating Capacity

The RLXEH model can operate efficiently down to -15°F. See the full **XLTH** story on page 14.

## Additional Applications That May Require Low Ambient Cooling:

- Conference/Meeting/Training Rooms
- Social Gathering spots
- Places of Worship

## Optional Accessories

Kagami Wired Design Controller.....	UTY-RVRU
Wired Remote Controller .....	UTY-RNRUZ Series
Simple Remote Controller .....	UTY-RSRY / UTY-RHRY
Wi-Fi Interface Module .....	UTY-TFSXJ4
24V Thermostat Interface .....	UTY-TTRXZ1
External Switch Controller .....	UTY-TERX
BACnet Gateway.....	FJ-AC-485-1
Modbus Converter .....	UTY-VMSX
External Input and Output PCB.....	UTY-XCSXZ1 + UTZ-GXXB
Outdoor Unit Input/Output Connector .....	UTY-XWZXZ3

# High-Heat System 30RLXEH

UP TO 18.7 SEER2

30RLXEH

Performance		XLTH	
Rated Cooling	BTU/h	30000	
Min.-Max. Cooling	BTU/h	9,900-32,400	
Rated Heating	BTU/h	32000	
Min.-Max. Heating	BTU/h	8,000-36,200	
SEER	SEER2	Btu/hW	18.7
HSPF	HSPF2	Btu/hW	10
EER	EER2	Btu/hW	12.5
Energy Star Rating*		ES,ESCC,ESME	
Clg. Operating Range	°F (°C)	-5~115 (-20~46)	
Htg. Operating Range	°F (°C)	-15~75 (-26~24)	
Moisture Removal	Pt./h (l/h)	9.7 (4.6)	
Max Htg % of Nominal Capacity at +5°F (-15°C)^		107%	
Max Htg % of Nominal Capacity at -5°F (-21°C)^		91%	
Max Htg % of Nominal Capacity at -15°F (-26°C)^		76%	
Fan (Cooling Mode)			
Air Circulation: Hi	CFM (m3/h)	812 (1,380)	
Medium	CFM (m3/h)	665 (1,130)	
Low	CFM (m3/h)	536 (910)	
Quiet	CFM (m3/h)	418 (710)	
Fan Speed Stages		4+Auto	
Sound Levels (Clg/Htg)			
Indoor: Hi	dB(A)	50/49	
Medium	dB(A)	45/44	
Low	dB(A)	38/38	
Quiet	dB(A)	32/32	
Outdoor	dB(A)	53/54	
Electrical			
Voltage/Frequency/Phase		208-230/60/1	
Circuit Breaker	Amps	30	
Current Rated/Max: Clg.	Amps	10.6/20.5	
Current Rated/Max: Htg.	Amps	12/20.5	
Power Use Rated/Max: Clg.	kW	2.40/3.83	
Power Use Rated/Max: Htg.	kW	2.74/4.28	
Size & Weight			
Net Weight	lbs. (kg)	40 (18)	205 (93)
Dimensions: Height	Inch	13-3/8	50-13/16
	mm	340	1290
Width	Inch	45-1/4	35-7/16
	mm	1150	900
Depth	Inch	11	13
	mm	280	330
Refrigerant		R410A	
Additional Data			
Air Direction: Horiz.		Manual	
Vertical		Automatic	
Air Filter Type		Washable	
Minimum Lineset Length	Ft (m)	16 (5)	
Maximum Lineset Length	Ft (m)	246 (75) (pre-charge: 66')	
Max. Vertical Diff.	Ft (m)	98 (30)	
Lineset Size	Inch	Gas 5/8	Liq. 3/8
^ Based on model # capacity class (e.g. 30RLXEH based on 30,000 BTU/h) @ 70°F indoor setpoint. Refer to the Design & Technical Manual for more heating capacity data.		Indoor ASU30RLE	Outdoor AOU30RLXEH

\*

ES=



ESCC=



ESME=





# Split Terminal Heat Pump

## 9, 12,000 BTU/h Wall Mount Heat Pumps



SPLIT TERMINAL HEAT PUMP



Handheld remote control included with indoor unit



ASUH09-12LMS



AOUH09-12LEAS1



UTZ-WUZA-C, UTZ-WUZB-C




1 Applies when properly registered AND installed by a Fujitsu AIRSTAGE Elite Contractor in a residence. See full warranty for details.  
 2 Available only with optional wired remote control.  
 3 Available only with optional wired remote control and optional Communication Kit.  
 4 See page 13 for details.

### Ideal Replacement For PTAC Systems



PTAC



STHP (cutaway view)

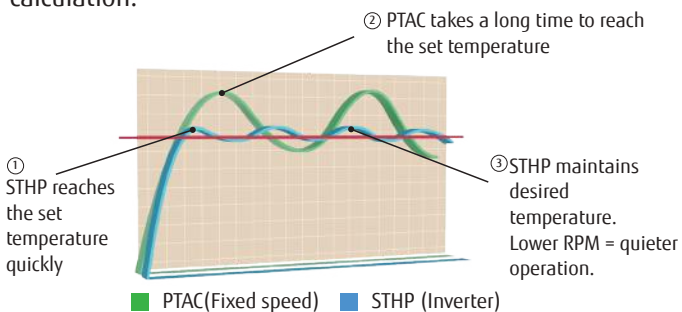


STHP

### Stop Paying Expensive Energy Bills

Significant energy savings. Up to 58% reduction in electricity costs.

PTAC with electric heat used for energy consumption calculation.



### Interlocking with External Devices

(OPTION)

Capable of being controlled through a field supplied key card switch or other sensors. This makes the STHP ideal for hospitality applications.





### Control Your Home's Climate Anytime, Anywhere!

The optional Wireless LAN adapter (UTY-TFSXH4) enables remote operation via smartphone or tablet with the free AIRSTAGE Mobile App.



### Lower Sound Levels

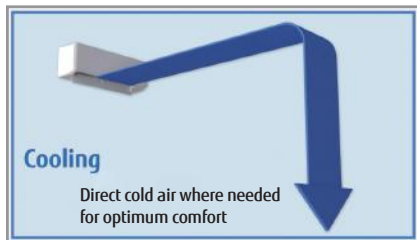
Up to 87% quieter than a PTAC



# Systems 09LEAS1, 12LEAS1

## Experience Constant Comfort

7 louver settings with auto-swing.



## Optional Accessories

- Kagami Wired Design Controller..... UTY-RVRU
- Wired Remote Controller .....UTY-RNRUZ Series
- Simple Remote Controller ..... UTY-RSRY / UTY-RHRV
- Wi-Fi Interface Module .....UTY-TFSXH4
- 24V Thermostat Interface ..... UTY-TTRXZ1
- External Switch Controller .....UTY-TERX
- BACnet Gateway..... FJ-AC-485-1
- Modbus Converter .....UTY-VMSX
- Communication Kit.....UTY-TWRXZ2
- External Input and Output PCB..... UTY-XCSXZ2
- Dry Contact Wire Kit .....UTY-XWZXZ5

## UP TO 21.3 SEER2

		09LEAS1		12LEAS1	
<b>Performance</b>					
Rated Cooling	BTU/h	9,000		12,000	
Min.-Max. Cooling	BTU/h	3,070-9,900		3,070-12,300	
Rated Heating	BTU/h	10,900		12,000	
Min.-Max. Heating	BTU/h	3,070-13,000		3,070-14,700	
SEER	SEER2	Btu/hW	21.3	21.3	18.0
HSPF	HSPF2	Btu/hW	11.1	10.0	11.0
EER	EER2	Btu/hW	12.5	12.5	8.5
Energy Star Rating*		ES,ESCC,ESME		--	
Clg. Operating Range	°F (°C)	14 to 115 (-10 to 46)		14 to 115 (-10 to 46)	
Htg. Operating Range	°F (°C)	5 to 75 (-15 to 24)		5 to 75 (-15 to 24)	
Moisture Removal	Pt./h (l/h)	2.7 (1.3)		3.8 (1.8)	
<b>Fan (Cooling Mode)</b>					
Air Circulation: Hi	CFM (m3/h)	453 (770)		453 (770)	
Medium	CFM (m3/h)	353 (600)		353 (600)	
Low	CFM (m3/h)	265 (450)		265 (450)	
Quiet	CFM (m3/h)	147 (250)		147 (250)	
Fan Speed Stages		4 + Auto		4 + Auto	
<b>Sound Levels (Clg/Htg)</b>					
Indoor: Hi	dB(A)	43/43		43/43	
Medium	dB(A)	36/38		36/38	
Low	dB(A)	30/33		30/33	
Quiet	dB(A)	19/21		19/21	
Outdoor	dB(A)	54/55		54/58	
<b>Electrical</b>					
Voltage/Frequency/Phase		208-230/60/1		208-230/60/1	
Circuit Breaker	Amps	15		15	
Current Rated/Max: Clg.	Amps	3.4/8.4		6.4/8.4	
Current Rated/Max: Htg.	Amps	3.7/9.4		4.3/9.4	
Power Use Rated/Max: Clg.	kW	0.72/ 1.58		1.41/ 1.58	
Power Use Rated/Max: Htg.	kW	0.79/ 1.63		0.92/ 1.63	
<b>Size &amp; Weight</b>					
Net Weight	lbs. (kg)	22 (10)	62 (28)	22 (10)	62 (28)
Dimensions: Height	Inch	10-5/8	14-5/16	10-5/8	14-5/16
	mm	270	363	270	363
Width	Inch	32-13/16	19-11/16	32-13/16	19-11/16
	mm	834	500	834	500
Depth	Inch	8-3/4	19-5/16	8-3/4	19-5/16
	mm	222	490	222	490
Refrigerant		R410A		R410A	
<b>Additional Data</b>					
Air Direction: Horizontal		Manual		Manual	
Vertical		Automatic		Automatic	
Air Filter Type		Washable		Washable	
Min. Lineset Length	Ft (m)	6.5 (2.0)		6.5 (2.0)	
Max. Lineset Length	Ft (m)	25 (7.5) (pre-charge 25')		25 (7.5) (pre-charge 25')	
Max. Vertical Diff.	Ft (m)	10 (3.0)		10 (3.0)	
Lineset Size	Inch	Gas 3/8	Liq. 1/4	Gas 3/8	Liq. 1/4
		Indoor ASUH09LMAS	Outdoor AOUH09LEAS1	Indoor ASUH12LMAS	Outdoor AOUH12LEAS1

\* ES=



ESCC=



ESME=



<b>Sleeve</b>			
Model		UTZ-WUZA-C	UTZ-WUZB-C
Dimensions (H x W x D)	in (mm)	16-1/16 x 42 x 27-7/16 (408 x 1,067 x 697)	16-1/16 x 42 x 22-23/32 (408 x 1067 x 577)
Weight	lb (kg)	84 (38)	73 (33)
Drain pipe material		Copper	
Tip diameter	in (mm)	Ø 1/2 (Ø 12.7) (O.D.)	

# 9 and 12,000 BTU/h, 115V, Wall Mount Heat Pumps

AIRSTAGE H-Series



Handheld remote control included with indoor unit



ASU9-12RL2



AOU9-12RL2



1 Applies when properly registered AND installed by a Fujitsu AIRSTAGE Elite Contractor in residence. See full warranty for details.  
2 See page 13 for details.

## Function

Stylish, slim and elegant, these popular wall mounted units are designed for single rooms. Indoor units have a clean, aesthetic design and are small but mighty and shorter in length than competing units, helping them blend into any room.

## Easy Maintenance

Front panel is easily removed for cleaning.

## Applications

This category of equipment is ideal when the installation calls for 115 V service or the demand for ultra high efficiency is not present. Do you have a warm or cool spot in your home? Fujitsu AIRSTAGE mini-splits can provide extra cooling or heating capacity for those hard to cool areas. Commercially, their small size makes them ideal for small offices, providing individual temperature control.





# Systems 9RL2, 12RL2

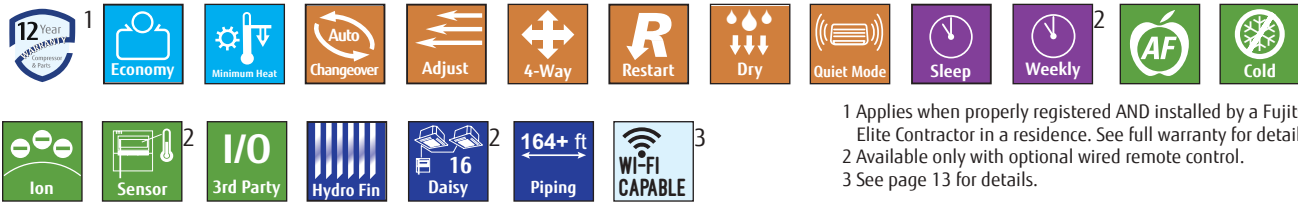
## 16.0 SEER2

		9RL2		12RL2	
<b>Performance</b>					
Rated Cooling		BTU/h	9,000		12,000
Min.-Max. Cooling		BTU/h	1,700-10,700		3,100-12,500
Rated Heating		BTU/h	10,000		14,000
Min.-Max. Htg.		BTU/h	1,700-12,000		3,100-16,000
SEER	SEER2	Btu/hW	16	16	16
HSPF	HSPF2	Btu/hW	9	9	9
EER	EER2	Btu/hW	10.8	10.8	10
Clg. Operating Range		°F (°C)	14~115 (-10~46)		14~115 (-10~46)
Htg. Operating Range		°F (°C)	14-75 (-10-24)		14-75 (-10-24)
Moisture Removal		Pt./h (l/h)	2.7 (1.3)		3.8 (1.8)
<b>Fan (Cooling Mode)</b>					
Air Circulation: Hi		CFM (m3/h)	424 (720)		424 (720)
Medium		CFM (m3/h)	353 (600)		353 (600)
Low		CFM (m3/h)	247 (420)		250 (425)
Quiet		CFM (m3/h)	191 (325)		191 (325)
Fan Speed Stages			4 + Auto		4 + Auto
<b>Sound Levels (Clg/Htg)</b>					
Indoor: Hi		dB(A)	43/44		43/44
Medium		dB(A)	38/38		38/38
Low		dB(A)	33/33		33/33
Quiet		dB(A)	23/23		23/23
Outdoor		dB(A)	47/48		51/51
<b>Electrical</b>					
Voltage/Frequency/Phase			115/60/1		115/60/1
Circuit Breaker		Amps	15		20
Current Rated/Max: Clg.		Amps	7.5/13.0		10.9/13.0
Current Rated/Max: Htg.		Amps	7.0/13.5		11.0/15.0
Power Use Rated/Max: Clg.		kW	0.83/1.44		1.2/1.44
Power Use Rated/Max: Htg.		kW	0.77/1.49		1.21/1.66
<b>Size &amp; Weight</b>					
Net Weight		lbs. (kg)	15 (7)	64 (29)	15 (7)
Dimensions: Height		Inch	10-5/16	21-1/4	10-5/16
		mm	262	540	262
Width		Inch	32-5/16	26	32-5/16
		mm	820	660	820
Depth		Inch	8-1/8	11-11/32	8-1/8
		mm	206	290	206
Refrigerant			R410A		R410A
<b>Additional Data</b>					
Air Direction: Horizontal			Manual		Manual
Vertical			Automatic		Automatic
Air Filter Type			Washable		Washable
Min. Lineset Length		Ft (m)	10 (3)		10 (3)
Max. Lineset Length		Ft (m)	66 (20) (pre-charge: 49')		66 (20) (pre-charge: 49')
Max. Vertical Diff.		Ft (m)	49 (15)		49 (15)
Lineset Size		Inch	Gas 3/8	Liq. 1/4	Gas 3/8
			Indoor ASU9RL2	Outdoor AOU9RL2	Indoor ASU12RL2
					Outdoor AOU12RL2

# 09, 12, 18, 24, 30, 36,000 BTU/h Wall Mount Heat Pumps

## AIRSTAGE H-Series

Handheld remote control included with indoor unit



1 Applies when properly registered AND installed by a Fujitsu AIRSTAGE Elite Contractor in a residence. See full warranty for details.  
 2 Available only with optional wired remote control.  
 3 See page 13 for details.

### Product Features

- Energy efficient - Up to 20.0 SEER2 and up to 11.0 HSPF2, these systems save money on utility bills and can qualify for rebates!
- Revamped controls platform, featuring 2 communication (UART) ports allowing simultaneous connection of wired controller, WIFI adapter, and 3rd party devices (such as field supplied auxiliary heater, humidifier...etc.)
- Service monitoring menu through UTY-RNRUZ5 and UTY-RVRU simplifies system and sensor monitoring and troubleshooting
- Indoor unit with HCRC (High Corrosion Resistant Copper) coils. HCRC coils have higher resistance to corrosion compared with standard or oxygen free copper coils



- High voltage electronic components are coated with silicon for protection
- Compact outdoor unit and extended line set lengths add flexibility and simplifies the installation process
- Washable filter factory provided with IDU
- Unique fan design provides whisper-quiet operation with sound pressure levels as low as 19dB(A)
- Compatible with 2-wire wired remote controllers
- Lower power consumption enables installers to use smaller circuit size.

### Smart Device Control (Optional)



Manage your comfort anytime and from anywhere using AIRSTAGE Mobile App.\*

Works with Amazon Alexa and Google Home.\*

\* Wi-Fi module required.



### Optional Accessories

Kagami Wired Design Controller.....	UTY-RVRU
Wired Remote Controller .....	UTY-RNRUZ Series
Simple Remote Controller .....	UTY-RSRY / UTY-RHRY
Wi-Fi Interface Module .....	UTY-TFSXH4
24V Thermostat Interface .....	UTY-TTRXZ1
External Switch Controller .....	UTY-TERX
BACnet Gateway.....	FJ-AC-485-1
Modbus Converter .....	UTY-VMSX
Communication Kit.....	UTY-TWRXZ2
External Input and Output PCB.....	UTY-XCSXZ2
Dry Contact Wire Kit .....	UTY-XWZXZ5
Wire Kit .....	UTY-XWZX

# Systems 09LPAS1, 12LPAS1, 18LPAS1, 24LPAS1, 30LPAS1, 36LPAS1

UP TO 20.0 SEER2

		09LPAS1		12LPAS1		18LPAS1		24LPAS1		30LPAS1		36LPAS1		
<b>Performance</b>														
Rated Cooling	BTU/h	9,000		12,000		18,000		24,000		30,000		33,000		
Min.-Max. Cooling	BTU/h	3,300-10,800		3,400-12,700		4,000-19,000		4,000-24,400		9,900-32,400		9,900-34,100		
Rated Heating	BTU/h	10,000		14,000		18,000		24,000		30,000		34,000		
Min.-Max. Heating	BTU/h	2,600-12,500		3,100-17,000		2,800-24,000		2,900-29,000		8,700-33,000		8,700-35,000		
SEER	SEER2	Btu/hW	20.0	20.0	20.0	20.0	20.0	20.0	19.0	19.0	18	18	18	18
HSPF	HSPF2	Btu/hW	11.0	10.5	11.0	10.5	11.0	10.5	11.0	9.8	11.0	9.8	11.0	9.6
EER	EER2	Btu/hW	12.5	12.5	11.0	11.0	12.0	12.0	9.2	9.2	9.8	9.8	8.1	8.1
Energy Star Rating*		--		ESCC		ES,ESCC,ESME		ESCC		ESCC		ESCC		
Clg. Operating Range	°F (°C)	14 to 115 (-10 to 46)		14 to 115 (-10 to 46)		14 to 115 (-10 to 46)		14 to 115 (-10 to 46)		14 to 115 (-10 to 46)		14 to 115 (-10 to 46)		
Htg. Operating Range	°F (°C)	5 to 75 (-15 to 24)		5 to 75 (-15 to 24)		5 to 75 (-15 to 24)		5 to 75 (-15 to 24)		5 to 75 (-15 to 24)		5 to 75 (-15 to 24)		
Moisture Removal	Pt./h (l/h)	2.7 (1.3)		3.8 (1.8)		4.0 (1.9)		6.3 (3.0)		9.7 (4.6)		10.1 (4.8)		
<b>Fan (Cooling Mode)</b>														
Air Circulation: Hi	CFM (m3/h)	412 (700)		453 (770)		530 (900)		642 (1,090)		812 (1,380)		812 (1,380)		
Medium	CFM (m3/h)	330 (560)		353 (600)		471 (800)		471 (800)		665 (1,130)		665 (1,130)		
Low	CFM (m3/h)	253 (430)		265 (450)		377 (640)		377 (640)		536 (910)		536 (910)		
Quiet	CFM (m3/h)	159 (270)		147 (250)		241 (410)		306 (520)		418 (710)		418 (710)		
Fan Speed Stages		4+Auto		4+Auto		4+Auto		4+Auto		4+Auto		4+Auto		
<b>Sound Levels (Clg/Htg)</b>														
Indoor: Hi	dB(A)	40/42		43/43		44/43		49/47		50/49		50/49		
Medium	dB(A)	34/36		36/38		42/39		42/43		45/44		45/44		
Low	dB(A)	29/31		30/33		37/34		37/37		38/38		38/38		
Quiet	dB(A)	19/21		19/21		26/28		31/32		32/32		32/32		
Outdoor	dB(A)	47/48		47/48		50/50		53/54		52/54		53/54		
<b>Electrical</b>														
Voltage/Frequency/Phase		208-230/60/1		208-230/60/1		208/230 V ~ 60 Hz		208/230 V ~ 60 Hz		208/230 V ~ 60 Hz		208/230 V ~ 60 Hz		
Circuit Breaker	Amps	15		15		15		20		30		30		
Current Rated/Max: Clg.	Amps	3.5/ 6.4		4.9/6.9		6.7/9.9		11.4/14.4		13.4/18.9		17.8/18.9		
Current Rated/Max: Htg.	Amps	3.7/7.9		4.9/7.9		5.9/11.9		9.1/13.9		10.9/18.9		13.5/18.9		
Power Use Rated/Max: Clg.	kW	0.72/1.18		1.09/1.33		1.50/1.90		2.60/3.20		3.07/4.03		4.08/4.29		
Power Use Rated/Max: Htg.	kW	0.74/1.23		1.10/1.61		1.33/2.10		2.07/3.10		2.46/3.15		3.09/3.32		
<b>Size &amp; Weight</b>														
Net Weight	lbs. (kg)	21 (9.5)	51 (23)	22 (10.0)	68 (31)	29 (13)	86 (39)	29 (13)	86 (39)	39 (17.5)	117 (53)	39 (17.5)	117 (53)	
Dimensions: Height	Inch	10-5/8	21-5/16	10-5/8	21-5/16	11	24-7/8	11	24-7/8	13-3/8	31	13-3/8	31	
	mm	270	541	270	542	280	632	280	632	340	788	340	788	
Width	Inch	32-13/16	26-1/8	32-13/16	31-7/16	38-9/16	31-7/16	38-9/16	31-7/16	45-1/4	37	45-1/4	37	
	mm	834	663	834	799	980	799	980	799	1,150	940	1,150	940	
Depth	Inch	8-3/4	11-7/16	8-3/4	11-7/16	9-7/16	11-7/16	9-7/16	11-7/16	11	12-5/8	11	12-5/8	
	mm	222	290	222	290	240	290	240	290	280	320	280	320	
Refrigerant		R410A		R410A		R410A		R410A		R410A		R410A		
<b>Additional Data</b>														
Air Direction: Horiz.		Manual		Manual		Manual		Manual		Manual		Manual		
Vertical		Automatic		Automatic		Automatic		Automatic		Automatic		Automatic		
Air Filter Type		Washable		Washable		Washable		Washable		Washable		Washable		
Min. Lineset Length	Ft (m)	16 (5)		16 (5)		16 (5)		16 (5)		16 (5)		16 (5)		
Max. Lineset Length	Ft (m)	66 (20) (pre-charge: 49')		66 (20) (pre-charge: 49')		66 (20) (pre-charge: 49')		66 (20) (pre-charge: 49')		164 (50) (pre-charge 66')		164 (50) (pre-charge 66')		
Max. Vertical Diff.	Ft (m)	49 (15)		49 (15)		49 (15)		49 (15)		98 (30)		98 (30)		
Lineset Size	Inch	Gas 3/8	Liq. 1/4	Gas 3/8	Liq. 1/4	Gas 1/2	Liq. 1/4	Gas 1/2	Liq. 1/4	Gas 5/8	Liq. 3/8	Gas 5/8	Liq. 3/8	
		Indoor ASUH09LPAS	Outdoor AOJH09LPAS1	Indoor ASUH12LPAS	Outdoor AOJH12LPAS1	Indoor ASUH18LPAS	Outdoor AOJH18LPAS1	Indoor ASUH24LPAS	Outdoor AOJH24LPAS1	Indoor ASUH30LPAS	Outdoor AOJH30LPAS1	Indoor ASUH36LPAS	Outdoor AOJH36LPAS1	

\*





# 9, 12, 15,000 BTU/h Floor Mount Heat Pumps

AIRSTAGE H-Series

AIRSTAGE H-Series  
**XLTH**

Handheld remote control included with indoor unit



AGU9-12-15RLF



AOU9-12-15RLFF

- 1 Applies when properly registered AND installed by a Fujitsu AIRSTAGE Elite Contractor in a residence. See full warranty for details.
- 2 Available with optional wired remote control.
- 3 RLFFH models only.
- 4 See page 13 for details.

## Ideal Radiator Replacement



At less than 24" high and 30" wide, floor mount models fit easily under a standard window and can replace a radiator twice its size while producing more capacity.

## Base Pan Heater (RLFFH Models)

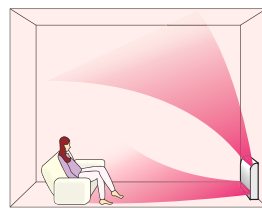
RLFF models can operate down to -5°F. RLFFH models can operate down to -15°F. See the full **XLTH** story on page 14.

## Optional Accessories

Wired Remote Control .....	UTY-RVNUM / UTY-RNNUM
Simple Remote Control.....	UTY-RSNUM
Wi-Fi Interface Module .....	FJ-RC-WIFI-1BT + UTY-WIFI
24V Thermostat Interface .....	UTY-TTRXZ1 + UTY-WIFI
External Switch Controller .....	UTY-TERX + UTY-WIFI
Modbus Gateway.....	FJ-RC-MBS-1 + UTY-WIFI
Dry Contact Wire Kit .....	UTY-XWZXZ5

## Two Fans and Wide Airflow

Having both upper and lower airflow quickly warms or cools the entire room. Floor mount can be set in "Upward Airflow Only" when occupants wish not to have feet warmed or cooled.



**Cooling**

Fig. 1: Both top and bottom louvers open.

Fig. 2: Top louver stays open to help prevent cold air from falling.

**Heating**

Fig. 1: Both top and bottom louvers open.

Fig. 2: Closer to setpoint, only the top louver stays open to help prevent cold drafts from windows.

## Flexible and Easy Installation

**Beneath standard window**  
Height: 23-5/8" (top) to 27-9/16" (bottom)  
Width: 29-1/8" (total) to 7-7/8" (depth)

**Standard concave installation**  
Min. 37" (width)  
Min. 27-9/16" (height)

**Low Wall Mount**  
Max. 5-7/8" (depth)

**Partially concealed\***  
Min. 23-1/4" (height)  
Min. 28-3/4" (width)  
Max. 3-1/8" (depth)

\*Field supplied insulation required

# Systems 9RLFF, 12RLFF, 15RLFF High Heat Systems 9RLFFH, 12RLFFH, 15RLFFH

**UP TO 26 SEER2**

		9RLFF		12RLFF		15RLFF		9RLFFH		12RLFFH		15RLFFH		
Performance								<b>XLTH</b>		<b>XLTH</b>		<b>XLTH</b>		
Rated Cooling	BTU/h	9000		12000		14200		9000		12000		14200		
Min.-Max. Cooling	BTU/h	3,100~13,000		3,100~14,300		3,100~17,700		3,100~13,000		3,100~14,300		3,100~17,700		
Rated Heating	BTU/h	12000		16000		18000		12000		16000		18000		
Min.-Max. Heating	BTU/h	3,100~18,800		3,100~19,500		3,100~20,800		3,100~18,800		3,100~19,500		3,100~20,800		
SEER	SEER2	Btu/hW	26	26	22.7	22.7	20.3	20.3	26	26	22.7	22.7	20.3	20.3
HSPF	HSPF2	Btu/hW	12.6	11.8	11.6	11.2	11.2	10.7	12.4	11.6	11.3	11	11	10.5
EER	EER2	Btu/hW	16	16	13.1	13.1	12.5	12.5	16	16	13.1	13.1	12.5	12.5
Energy Star Rating*		ES,ESCC,ESME		ES,ESCC,ESME		ES,ESCC,ESME		ES,ESCC,ESME		ES,ESCC,ESME		ES,ESCC,ESME		
Clg. Operating Range	°F (°C)	14~115 (-10~46)		14~115 (-10~46)		14~115 (-10~46)		14~115 (-10~46)		14~115 (-10~46)		14~115 (-10~46)		
Htg. Operating Range	°F (°C)	-5~75 (-21~24)		-5~75 (-21~24)		-5~75 (-21~24)		-15~75 (-26~24)		-15~75 (-26~24)		-15~75 (-26~24)		
Moisture Removal	Pt./h (l/h)	2.7 (1.3)		3.8 (1.8)		4.4 (2.1)		2.75 (1.3)		3.8 (1.8)		4.44 (2.1)		
Max Htg % of Nominal Capacity at +5 °F (-15 °C)^		158%		125%		126%		149%		125%		118%		
Max Htg % of Nominal Capacity at -5 °F (-21 °C)^		140%		111%		117%		130%		111%		107%		
Max Htg % of Nominal Capacity at -15 °F (-26 °C)^		--		--		--		115%		100%		96%		
<b>Fan (Cooling Mode)</b>														
Air Circulation: Hi	CFM (m3/h)	336 (570)		336 (570)		383 (650)		336 (570)		336 (570)		383 (650)		
Medium	CFM (m3/h)	271 (460)		271 (460)		306 (520)		271 (460)		271 (460)		306 (520)		
Low	CFM (m3/h)	212 (360)		212 (360)		235 (400)		212 (360)		212 (360)		235 (400)		
Quiet	CFM (m3/h)	159 (270)		159 (270)		159 (270)		159 (270)		159 (270)		159 (270)		
Fan Speed Stages		4+Auto		4+Auto		4+Auto		4+Auto		4+Auto		4+Auto		
<b>Sound Levels (Clg/Htg)</b>														
Indoor: Hi	dB(A)	40/40		40/40		44/43		40/40		40/40		44/43		
Medium	dB(A)	35/35		35/35		38/37		35/35		35/35		38/37		
Low	dB(A)	29/29		29/29		31/29		29/29		29/29		31/29		
Quiet	dB(A)	23/23		23/23		23/23		23/23		23/23		23/23		
Outdoor	dB(A)	49/50		53/52		54/54		49/50		53/52		54/54		
<b>Electrical</b>														
Voltage/Frequency/Phase		208-230/60/1		208-230/60/1		208-230/60/1		208-230/60/1		208-230/60/1		208-230/60/1		
Circuit Breaker	Amps	15		15		20		15		15		20		
Current Rated/Max: Clg.	Amps	2.9/9.3		4.2/9.3		5.1/9.8		2.9/10.3		4.2/10.3		5.1/10.8		
Current Rated/Max: Htg.	Amps	4.1/10.8		6.7/10.8		7/13.8		4.1/11.8		6.7/11.8		7/14.8		
Power Use Rated/Max: Clg.	kW	0.56/2.05		0.97/2.05		1.13/2.16		0.56/2.05		0.91/2.05		1.13/2.16		
Power Use Rated/Max: Htg.	kW	0.88/2.62		1.44/2.62		1.58/3.30		0.88/2.62		1.44/2.62		1.58/3.30		
<b>Size &amp; Weight</b>														
Net Weight	lbs. (kg)	31 (14)	84 (38)	31 (14)	84 (38)	31 (14)	86 (39)	31 (14)	86 (39)	31 (14)	86 (39)	31 (14)	88 (40)	
Dimensions: Height	Inch	23-5/8	24-7/16	23-5/8	24-7/16	23-5/8	24-7/16	23-5/8	24-7/16	23-5/8	24-7/16	23-5/8	24-7/16	
	mm	600	620	600	620	600	620	600	620	600	620	600	620	
Width	Inch	29-1/8	31-1/8	29-1/8	31-1/8	29-1/8	31-1/8	29-1/8	31-1/8	29-1/8	31-1/8	29-1/8	31-1/8	
	mm	740	790	740	790	740	790	740	790	740	790	740	790	
Depth	Inch	7-7/8	11-7/16	7-7/8	11-7/16	7-7/8	11-7/16	7-7/8	11-7/16	7-7/8	11-7/16	7-7/8	11-7/16	
	mm	200	290	200	290	200	290	200	290	200	290	200	290	
Refrigerant		R410A		R410A		R410A		R410A		R410A		R410A		
<b>Additional Data</b>														
Air Direction: Horizontal		Manual		Manual		Manual		Manual		Manual		Manual		
Vertical		Auto		Auto		Auto		Auto		Auto		Auto		
Air Filter Type		Washable		Washable		Washable		Washable		Washable		Washable		
Min. Lineset Length	Ft (m)	10 (3)		10 (3)		10 (3)		10 (3)		10 (3)		10 (3)		
Max. Lineset Length	Ft (m)	66 (20) (pre-charge: 49')		66 (20) (pre-charge: 49')		66 (20) (pre-charge: 49')		66 (20) (pre-charge: 49')		66 (20) (pre-charge: 49')		66 (20) (pre-charge: 49')		
Max. Vertical Diff.	Ft (m)	49 (15)		49 (15)		49 (15)		49 (15)		49 (15)		49 (15)		
Lineset Size	Inch	Gas 3/8	Liq. 1/4	Gas 3/8	Liq. 1/4	Gas 1/2	Liq. 1/4	Gas 3/8	Liq. 1/4	Gas 3/8	Liq. 1/4	Gas 1/2	Liq. 1/4	
^Based on nominal capacity (e.g. 09RLFF based on 9,000 BTU/h) @ 70°F indoor setpoint. Refer to the Design & Technical Manual for more heating capacity data.		Indoor AGU9RLF	Outdoor AOU9RLFF	Indoor AGU12RLF	Outdoor AOU12RLFF	Indoor AGU15RLF	Outdoor AOU15RLFF	Indoor AGU9RLF	Outdoor AOU9RLFFH	Indoor AGU12RLF	Outdoor AOU12RLFFH	Indoor AGU15RLF	Outdoor AOU15RLFFH	

\*



# 9, 12, 18,000 BTU/h Compact Cassette Heat Pumps

AIRSTAGE H-Series

Controller not included. Controls sold separately.



ACUH09-12-18LUAS1



AOUH09LUAS1



AOUH12-18LUAS1

Compact Cassette Grille UTG-CCGFGA shown is sold separately and must be ordered with each compact cassette.

- 1 Applies when properly registered AND installed by a Fujitsu AIRSTAGE Elite Contractor in a residence. See full warranty for details.
- 2 Available only with optional wireless remote control.
- 3 Requires Fujitsu AIRSTAGE's Optional Fresh Air Kit part #UTZ-VXAA. Allows for a 4-inch duct connection. Requires a field supplied duct booster fan capable of 60 CFM at .2"W.C. or

- 90 CFM at .4"W.C. For fan static pressure requirements, see installation manual. Add hood, filter and duct losses for fan total static pressure requirements. Will add 4" to the height of the indoor unit.
- 4 Available only with optional wired remote control.
- 5 See page 13 for details.


## Product Features:

- Manage your comfort anytime and from anywhere using AIRSTAGE Mobile\*
  - Works with Amazon Alexa and Google Home\*
  - Compatible with 2-wire wired remote controllers
  - Revamped controls platform, featuring 2 communication ports allows, simultaneous connection of wired controller, WIFI adapter, and 3rd party devices (such as field supplied auxiliary heater, humidifier...etc.)
  - Service menu through UTY-RNRUZ5 and UTY-RVRU simplifies system and sensor monitoring and troubleshooting
  - Extended piping length for 18k systems
  - Built-in condensate drain pump
- \* Wi-Fi module required.

## Flexible Installation

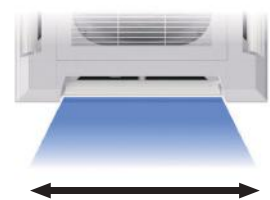
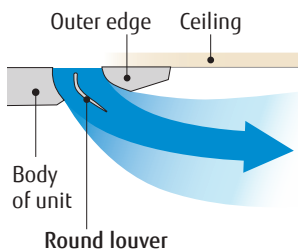
Since this panel fits into a standard ceiling grid, it can be installed in various locations. For example, you can install it next to recessed ceiling light fixtures.

- Compact outdoor unit and extended line set lengths add flexibility and simplifies the installation process.
- Washable filter factory provided with grille (UTG-CCGFGA). Sold separately.
- Unique fan design (laminar wing design) provides whisper-quiet operation with sound pressure levels as low as 27dB(A).



## Consistent Airflow Distribution

- The louver design maintains uniform room temperature by evenly spreading air throughout the space.
- Compact and stylish design of the cassette grille fits perfectly into a standard 24" square ceiling grid, without overlapping of adjacent ceiling tiles (Grille sold separately).



The new design spreads airflow evenly and widely across a space, helping to maintain consistent temperatures.

## Optional Accessories

Kagami Wired Design Controller.....	UTY-RVRU
Wired Remote Controller .....	UTY-RNRUZ Series
Simple Remote Controller .....	UTY-RSRY / UTY-RHRY
Wireless Remote Controller .....	UTY-LNTU
Wi-Fi Interface Module .....	UTY-TFSXJ4
24V Thermostat Interface .....	UTY-TTRXZ1
External Switch Controller .....	UTY-TERX
BACnet Gateway.....	FJ-AC-485-1
Modbus Converter .....	UTY-VMSX
External Input and Output PCB.....	UTY-XCSX + UTZ-GXEA
External Connect Kit.....	UTY-XWZXZG
Fresh Air Intake Kit.....	UTZ-VXAA
Air Outlet Shutter Plate .....	UTR-YDZB
Insulation Kit.....	UTZ-KXGC



# Systems 09LUAS1C, 12LUAS1C, 18LUAS1C

UP TO 22.5 SEER2

		09LUAS1C		12LUAS1C		18LUAS1C		
<b>Performance</b>								
Rated Cooling	BTU/h	9,000		12,000		17,100		
Min.-Max. Cooling	BTU/h	3,100-11,000		3,100-13,600		3,100-20,100		
Rated Heating	BTU/h	12,000		16,000		21,600		
Min.-Max. Heating	BTU/h	3,100-16,000		3,100-19,400		3,100-23,900		
SEER	SEER2	Btu/hW	22.5	23.5	22.1	23	20.8	21.5
HSPF	HSPF2	Btu/hW	12.5	11.8	12.2	11.3	11.6	11.2
EER	EER2	Btu/hW	13.6	13.6	12.8	12.8	12.5	12.5
Energy Star Rating*		ES,ESCC,ESME		ES,ESCC,ESME		ES,ESCC,ESME		
Cooling Operating Range	°F (°C)	14~115 (-10~46)		14~115 (-10~46)		14~115 (-10~46)		
Heating Operating Range	°F (°C)	-5~75 (-21~24)		-5~75 (-21~24)		-5~75 (-21~24)		
Moisture Removal	Pt./h (l/h)	1.3 (.06)		2.5 (1.2)		4.6 (2.2)		
<b>Fan (Cooling Mode)</b>								
Air Circulation: Hi	CFM (m3/h)	318 (540)		359 (610)		436 (740)		
Medium	CFM (m3/h)	288 (490)		312 (530)		341 (580)		
Low	CFM (m3/h)	259 (440)		277 (470)		288 (490)		
Quiet	CFM (m3/h)	230 (390)		241 (410)		241 (410)		
Fan Speed Stages		4+auto		4+auto		4+auto		
<b>Sound Levels (Clg/Htg)</b>								
Indoor: Hi	dB(A)	33/34		37/37		42/44		
Medium	dB(A)	32/32		33/33		36/40		
Low	dB(A)	29/29		31/31		32/36		
Quiet	dB(A)	28/27		28/28		28/30		
Outdoor	dB(A)	44/48		48/49		52/55		
<b>Electrical</b>								
Voltage/Frequency/Phase		208-230/60/1		208-230/60/1		208-230/60/1		
Circuit Breaker	Amps	15		15		20		
Current Rated/Max: Clg.	Amps	3.3/6.8		4.2/9.8		6.1/11.8		
Current Rated/Max: Htg.	Amps	4.6/9.3		6.4/11.3		8.1/14.8		
Power Use Rated/Max: Clg.	kW	0.66/1.05		0.94/1.79		1.37/2.35		
Power Use Rated/Max: Htg.	kW	0.93/1.72		1.44/1.79		1.81/2.50		
<b>Size &amp; Weight</b>								
Net Weight	lbs. (kg)	33 (15)	71 (32)	33 (15)	84 (38)	33 (15)	86 (39)	
Dimensions: Height	Inch	9-5/8	21-5/16	9-5/8	24-7/8	9-5/8	24-7/8	
	mm	245	542	245	632	245	632	
Width	Inch	22-7/16	31-7/16	22-7/16	31-7/16	22-7/16	31-7/16	
	mm	570	799	570	799	570	799	
Depth	Inch	22-7/16	11-7/16	22-7/16	11-7/16	22-7/16	11-7/16	
	mm	570	290	570	290	570	290	
Refrigerant		R410A		R410A		R410A		
<b>Additional Data</b>								
Air Direction: Vertical		Automatic		Automatic		Automatic		
Air Filter Type		Washable		Washable		Washable		
Min. Lineset Length	Ft (m)	16 (5)		16 (5)		16 (5)		
Max. Lineset Length	Ft (m)	66 (20) (pre-charge: 49')		66 (20) (pre-charge: 49')		98 (30) (pre-charge: 66')		
Max. Vertical Diff.	Ft (m)	49 (15)		49 (15)		49 (15)		
Lineset Size	Inch	Gas 3/8	Liq. 1/4	Gas 3/8	Liq. 1/4	Gas 1/2	Liq. 1/4	
		Indoor ACUH09LUAS1	Outdoor AOUH09LUAS1	Indoor ACUH12LUAS1	Outdoor AOUH12LUAS1	Indoor ACUH18LUAS1	Outdoor AOUH18LUAS1	

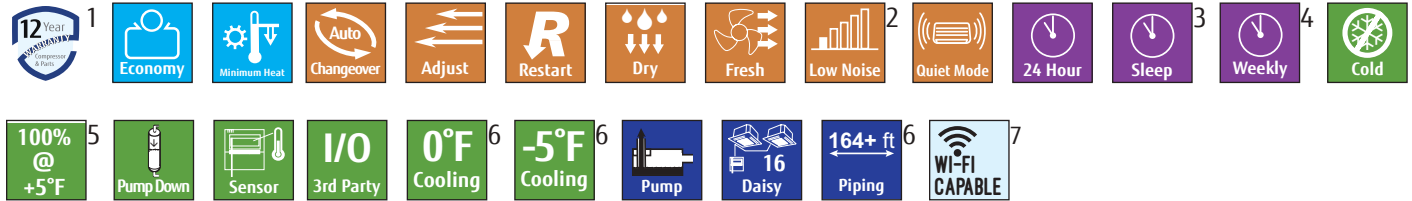
<b>Grille: UTG-CCGFGA</b>		
Dimensions	inch	mm
Height	1-15/16	49
Width	24-7/16	620
Depth	24-7/16	620

\*



# INFINITE COMFORT SERIES 12, 18, 24, 30, 36, 42, 48,000 BTU/h Medium Static Ducted Heat Pumps

Controller not included. Controls sold separately.



1 Applies when properly registered AND installed by a Fujitsu AIRSTAGE Elite Contractor in a residence. See full warranty for details.  
 2 42, 48,000 BTU/h systems only  
 3 Available only with optional wireless remote control.


4 Available only with optional wired remote control.  
 5 12,000 BTHu system only  
 6 18, 24, 30, 36, 42, 48,000 BTU/h systems only.  
 7 See page 13 for details.

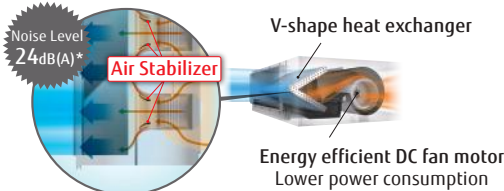
## Function

Fujitsu's Medium Static Pressure Duct indoor units use the same energy efficient inverter technology you expect from Fujitsu AIRSTAGE mini-split products, and they have enough static pressure to heat or cool a whole house! SEER2 ratings up to 19.1 and a compact size mean these indoor units can find a place in many applications.

## Energy Efficient & Quiet Operation

The combination of the V-shaped heat exchanger, air stabilizer, and the energy efficient DC fan motor results in high efficiency and quiet operation.

 The 12, 18, 24, 30 and 36,000 BTU/h models are Energy Star qualified.




\* 12,18, 24,000 BTHu models fan speed: Quiet

## Optional Accessories

Kagami Wired Design Controller.....	UTY-RVRU
Wired Remote Controller .....	UTY-RNRUZ Series
Simple Remote Controller .....	UTY-RSRY / UTY-RHRY
IR Receiver Kit & Remote .....	UTY-LBTUM
Wi-Fi Interface Module .....	UTY-TFSXJ4
24V Thermostat Interface .....	UTY-TTRXZ1
External Switch Controller .....	UTY-TERX
BACnet Gateway .....	FJ-AC-485-1
Modbus Converter .....	UTY-VMSX
External Input and Output PCB.....	UTY-XCSX + UTZ-GXNA
Remote Sensor Kit.....	UTY-XSZXZ1
External Connect Kit.....	UTY-XWZXZG

## Feature Highlights

- Static pressure up to 0.80" W.G. (12/18/24/30/36k models)
- Max piping lengths of up to 246 feet (42/48RGLXD systems)
- Medium Static Ducted units must be installed horizontally
- Heating and cooling operation rated down to -5°F outdoor temperature
- Multiple control options available
- Built-in condensate drain pump
- Automatic static pressure detection for install conditions
- Anti-corrosive coil coating on outdoor unit
- (Optional) Fully communicating zoning kit (Airzone)



# Systems 12LUAS1R, 18LUAS1R, 24LUAS1R, 30LUAS1R, 36LUAS1R, 42RGLXD, 48RGLXD

UP TO 21.3 SEER2

		12LUAS1R	18LUAS1R	24LUAS1R	30LUAS1R	36LUAS1R	42RGLXD	48RGLXD							
<b>Performance</b>															
Rated Cooling	BTU/h	12,000	17,100	24,000	30,000	36,000	42,000	48,000							
Min.-Max. Cooling	BTU/h	3,100-13,600	3,100-20,100	5,400-28,000	9,600-35,000	9,600-39,000	17,100-45,000	17,100-50,000							
Rated Heating	BTU/h	16,000	21,600	27,000	32,000	38,000	47,000	53,000							
Min.-Max. Heating	BTU/h	3,400-19,400	3,100-25,600	5,400-32,000	9,200-38,000	9,200-43,000	18,000-51,000	18,000-55,000							
SEER	SEER2	Btu/hW	21.3	19.1	18.6	18.5	18	17.8	17.3	16.6	16.4				
HSPF	HSPF2	Btu/hW	11.7	10.5	10	10	9.8	10.5	9.8	10.3	9				
EER	EER2	Btu/hW	13.4	12.5	11.7	11.7	10.4	9.6	11.5	10.7	10.1	9.8			
Energy Star Rating*		ES,ESCC,ESME	ES,ESCC	ES,ESCC	ESCC	ESCC	--	--							
Clg. Operating Range	°F (°C)	14 ~ 115 (-10 ~ 46)	14 to 115 (-10 to 46)	-5 to 115 (-21 to 46)	-5 to 115 (-21 to 46)	-5 to 115 (-21 to 46)	-5 ~ 115 (-21 ~ 46)	-5 ~ 115 (-21 ~ 46)							
Htg. Operating Range	°F (°C)	-5 ~ 75 (-21 ~ 24)	-5 to 75 (-21 to 24)	-5 to 75 (-21 to 24)	-5 to 75 (-21 to 24)	-5 to 75 (-21 to 24)	-5 ~ 75 (-21 ~ 24)	-5 ~ 75 (-21 ~ 24)							
Moisture Removal	Pt./h (l/h)	1.5 (0.7)	3.4 (1.6)	5.1 (2.4)	6.3 (3.0)	7.6 (3.6)	5.5 (2.6)	8.2 (3.9)							
<b>Fan (Cooling Mode)</b>															
Air Circulation: Hi	CFM (m3/h)	500 (850)	618 (1,050)	800 (1,360)	1,001 (1,700)	1,207 (2,050)	1501 (2550)	1501 (2550)							
Medium	CFM (m3/h)	400 (680)	494 (840)	636 (1,080)	800 (1,360)	965 (1,640)	1201 (2040)	1201 (2040)							
Low	CFM (m3/h)	347 (590)	430 (730)	518 (880)	700 (1,190)	783 (1,330)	971 (1650)	971 (1650)							
Quiet	CFM (m3/h)	300 (510)	371 (630)	400 (680)	630 (1,070)	630 (1,070)	842 (1430)	842 (1430)							
Fan Speed Stages		4+Auto	4 + Auto	4 + Auto	4 + Auto	4 + Auto	4 + Auto	4 + Auto							
<b>Sound Levels (Clg/Htg)</b>															
Indoor: Hi	dB(A)	35/35	31/31	35/35	38/38	37/35	40/40	40/40							
Medium	dB(A)	30/30	28/28	30/30	34/34	33/33	35/35	35/35							
Low	dB(A)	27/27	25/25	28/28	30/30	30/30	33/33	33/33							
Quiet	dB(A)	24/24	24/24	24/24	29/29	26/26	29/29	29/29							
Outdoor Clg/Htg	dB(A)	48/49	52/55	52/54	53/55	54/56	55/57	57/59							
<b>Electrical</b>															
Voltage/Frequency/Phase		208-230/60/1	208-230/60/1	208-230/60/1	208-230/60/1	208-230/60/1	208-230/60/1	208-230/60/1							
Circuit Breaker	Amps	15	20	20	25	25	30	30							
Current Rated/Max. Clg.	Amps	4.3/9.8	6.5/11.8	9.1/15.8	12.8/18.3	16.5/19.8	17.2/19.7	21.5/22.2							
Current Rated/Max. Htg.	Amps	5.5/11.3	8.5/14.8	9.6/15.8	11.1/18.3	14.2/19.8	16.5/19.7	19.9/20.7							
Power Use Rated/Max. Clg.	kW	0.96/1.45	1.46/2.14	2.05/2.89	2.88/3.67	3.75/4.27	3.93/4.47	4.90/5.01							
Power Use Rated/Max. Htg.	kW	1.25/ 1.84	1.91/2.75	2.17/3.03	2.51/3.81	3.24/4.12	3.76/4.57	4.54/4.77							
<b>Size &amp; Weight</b>															
Net Weight	lbs. (kg)	66 (30)	84 (38)	90 (41)	86 (39)	93 (42)	117 (53)	93 (42)	139 (63)	121 (55)	139 (63)	121 (55)	209 (95)	121 (55)	209 (95)
Dimensions:	Inch	11-13/16	24-7/8	11-13/16	24-7/8	11-13/16	31	11-13/16	39-5/16	11-13/16	39-5/16	11-13/16	50-13/16	11-13/16	50-13/16
Height	mm	300	632	300	632	300	788	300	998	300	998	300	1290	300	1290
Width	Inch	27-9/16	31-7/16	39-3/8	31-7/16	39-3/8	37	39-3/8	37	55-1/8	37	55-1/8	35-7/16	55-1/8	35-7/16
	mm	700	799	1000	799	1000	940	1000	940	1400	940	1400	900	1400	900
Depth	Inch	27-9/16	11-7/16	27-9/16	11-7/16	27-9/16	12-5/8	27-9/16	12-5/8	27-9/16	12-5/8	27-9/16	13	27-9/16	13
	mm	700	290	700	290	700	320	700	320	700	320	700	330	700	330
Refrigerant		R410A	R410A	R410A	R410A	R410A	R410A	R410A	R410A	R410A	R410A	R410A	R410A	R410A	R410A
<b>Additional Data</b>															
Static Pressure	inWG	0.12 to 0.80	0.12 to 0.80	0.12 to 0.80	0.12 to 0.80	0.12 to 0.80	0.12 to 0.80	0.12 to 0.80	0.12 to 0.80	0.12 to 0.80	0.12 to 0.80	0.12 - 0.72	0.12 to 0.80	0.12 - 0.72	
Min. Lineset Length	Ft (m)	16(5)	16(5)	16(5)	16(5)	16(5)	16(5)	16(5)	16(5)	16(5)	16(5)	16(5)	16(5)	16(5)	
Max. Lineset Length	Ft (m)	66 (20) (pre-charge 49')	98 (30) Precharge 66'	164 (50) Precharge 66'	164 (50) Precharge 66'	164 (50) Precharge 66'	164 (50) Precharge 66'	164 (50) Precharge 66'	246 (75) (pre-charge 98')	246 (75) (pre-charge 98')	246 (75) (pre-charge 98')	246 (75) (pre-charge 98')	246 (75) (pre-charge 98')	246 (75) (pre-charge 98')	
Max. Vertical Diff.	Ft (m)	49 (15)	49 (15)	98 (30)	98 (30)	98 (30)	98 (30)	98 (30)	98 (30)	98 (30)	98 (30)	98 (30)	98 (30)	98 (30)	
Lineset Size	Inch	Gas 3/8	Liq. 1/4	Gas 1/2	Liq. 1/4	Gas 5/8	Liq. 3/8	Gas 5/8	Liq. 3/8	Gas 5/8	Liq. 3/8	Gas 5/8	Liq. 3/8	Gas 5/8	Liq. 3/8
		Indoor ARUH12LUAS	Outdoor AOUH12LUAS1	Indoor ARUH18LUAS	Outdoor AOUH18LUAS1	Indoor ARUH24LUAS	Outdoor AOUH24LUAS1	Indoor ARUH30LUAS	Outdoor AOUH30LUAS1	Indoor ARUH36LUAS	Outdoor AOUH36LUAS1	Indoor ARUH42RGLX	Outdoor AOUH42RGLX1	Indoor ARUH48RGLX	Outdoor AOUH48RGLX1

\*

ES=



ESCC=



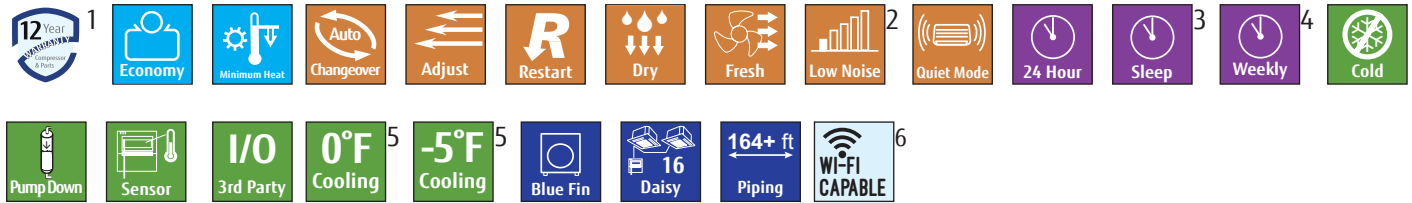
ESME=





# INFINITE COMFORT SERIES 24, 30, 36, 48,000 BTU/h Multi-Position Air Handler Units


Leveraging our cutting edge inverter technology, Fujitsu's Infinite Comfort series combines our revolutionary side discharge outdoor units with a modular design indoor unit. The result: high efficiency, space saving, and quiet single-zone systems with no compromise.



1 Applies when properly registered AND installed by a Fujitsu AIRSTAGE Elite Contractor in a residence. See full warranty for details.  
2 Does not apply to 24LMA S1 & 30LMA S1.  
3 Available only with optional wireless remote control.

4 Available only with optional wired remote control.  
5 Does not apply to systems 36LMA S1 & 48LMA S1.  
6 See page 13 for details.

## System Features



- **True Multi-Position Design** - up flow, down flow, & horizontal
- **High Energy Saving** - Inverter driven heat pump, high efficiency ECM motor, and all-aluminum indoor unit coil.

## Indoor Unit Features

- All-aluminum indoor unit coil
- High static pressure, up to 1.0 inWG
- Indoor sound levels as low as 24 dBA
- Adaptive fan motor control - Optimum indoor comfort
- Minimal clearance on three sides. Only 24in. clearance on the front for service.
- Downflow and Horizontal Right kits provided with each AHU at no additional cost
- Factory provided and field installed electric heat kit - Up to 15.5kW (Optional)
- External Input/Output Interface - Interlock with 3rd party systems. (Optional)
- (Optional) Fully communicating zoning kit (Airzone)

## The Infinite Comfort Series is Significantly Quieter!

Experience peace and tranquility using cutting-edge technology. Mini Splits offer remarkably quiet operation, ensuring a serene ambiance in any setting.



## Outdoor Unit Features

- Fully communicating heat pump with conventional multi-position air handler. Ideal solution for installations with limited space
- Variable speed inverter-driven compressor for optimum system operation and comfort
- Outdoor sound levels as low as 52 dBA
- High efficiency DC motor

## Optional Accessories

Kagami Wired Design Controller.....	UTY-RVRU
Wired Remote Controller .....	UTY-RNRUZ Series
Simple Remote Controller .....	UTY-RSRY / UTY-RHRY
IR Receiver Kit & Remote .....	UTY-LBTUM
Wi-Fi Interface Module .....	UTY-TFSXJ4
24V Thermostat Interface .....	UTY-TTRXZ1
External Switch Controller .....	UTY-TERX
BACnet Gateway .....	FJ-AC-485-1
Modbus Converter .....	UTY-VMSX
External Input and Output PCB.....	UTY-XCSX + UTZ-GXRA
Remote Sensor Kit.....	UTY-XSZXZ1
External Connect Kit.....	UTY-XWZXZG
MP AHU Wire Kit.....	UTY-XWZXZJ
Electric Heater Jumper Bar .....	RXBJ-A21
External Filter Base .....	RXHF-21

# Systems 24LUAS1M, 30LUAS1M, 36LMAS1, 48LMAS1 High Heat Systems 30LUAH1M, 36LMAH1M, 48LMAH1M

UP TO 19 SEER2

		24LUAS1M		30LUAS1M		36LMAS1		48LMAS1		30LUAH1M		36LMAH1M		48LMAH1M			
<b>Performance</b>																	
Rated Cooling	BTU/h	24,000		30,000		36,000		45,600		XLTH 28,600		XLTH 33,000		XLTH 45,500			
Min.-Max. Cooling	BTU/h	5,400-28,000		9,600-35,000		13,000 - 38,000		13,000 - 48,000		9,600-35,000		13,000-39,000		13,000-50,000			
Rated Heating	BTU/h	27,000		32,000		42,000		53,000		32,000		38,000		51,000			
Min.-Max. Heating	BTU/h	5,400-32,000		9,200-38,000		11,000 - 52,000		11,000 - 54,000		9,200-39,000		15,000-52,000		15,000-55,000			
SEER	SEER2	Btu/hW	--	18.8	--	18.5	18	17.1	17	16.2	19.1	18.8	17.3	17.1	16.3	16.6	
HSPF	HSPF2	Btu/hW	--	10	--	9.5	10.2	8.8	10.2	9.2	10.5	9.7	11	10.4	10.2	10	
EER	EER2	Btu/hW	--	11.7	--	10	11.3	10.7	8.2	8.2	12	11.7	11.5	11	9.1	8.8	
Energy Star Rating*			ES,ESCC		ESCC		ESCC		--		ES,ESCC		ESCC		ESCC		
Clg. Operating Range	°F (°C)	-5 to 115 (-21 to 46)		-5 to 115 (-21 to 46)		14 to 115 (-10 to 46)		14 to 115 (-10 to 46)		-5 to 115 (-21 to 46)		-5 to 115 (-21 to 46)		-5 to 115 (-21 to 46)			
Htg. Operating Range	°F (°C)	-5 to 75 (-21 to 24)		-5 to 75 (-21 to 24)		-4 to 75 (-20 to 24)		-4 to 75 (-20 to 24)		-15 to 75 (-26 to 24)		-15 to 75 (-26 to 24)		-15 to 75 (-26 to 24)			
Moisture Removal	Pt./h (l/h)	5.5 (2.6)		8.2 (3.9)		7.2 (3.4)		9.3 (4.4)		6.8 (3.2)		6.6 (3.1)		9.3 (4.4)			
<b>Fan (Cooling Mode)</b>																	
Air Circulation: Hi	CFM (m3/h)	800 (1,359)		870 (1,478)		1,200 (2,039)		1,640 (2,786)		870 (1,478)		1,200 (2,039)		1,640 (2,786)			
Medium	CFM (m3/h)	670 (1,138)		730 (1,240)		740 (1,257)		1,020 (1,733)		730 (1,240)		740 (1,257)		1,020 (1,733)			
Low	CFM (m3/h)	590 (1,002)		590 (1,002)		590 (1,002)		820 (1,393)		590 (1,002)		590 (1,002)		820 (1,393)			
Quiet	CFM (m3/h)	310 (527)		310 (527)		490 (833)		590 (1,002)		310 (527)		490 (833)		590 (1,002)			
Fan Speed Stages	4 + Auto																
<b>Sound Levels (Clg/Htg)</b>																	
Indoor: Hi	dB(A)	40/37		42/39		41/40		48/47		42/39		41/40		48/47			
Medium	dB(A)	34/33		37/36		30/35		36/37		37/36		30/35		36/37			
Low	dB(A)	32/31		33/36		27/28		31/32		33/32		27/28		31/32			
Quiet	dB(A)	26/25		28/25		24/26		25/29		28/25		24/26		25/29			
Outdoor	dB(A)	52/54		53/55		53/54		54/55		52/53		52/53		54/54			
<b>Electrical</b>																	
Voltage/Frequency/Phase	208-230/60/1																
Circuit Breaker	Amps	20		25		40		40		35		40		45			
Current Rated/Max: Clg.	Amps	9.1/15.8		13.4/18.3		14.8/32.4		24.4/32.4		11/19.8		13.4/23.9		22.9/28.9			
Current Rated/Max: Htg.	Amps	10.3/15.8		12.5/18.3		17/32.4		23.8/32.4		12.1/26.8		13.2/32.9		18.8/35.9			
Power Use Rated/Max: Clg.	kW	2.05/2.96		3/4.08		3.36/3.52		5.56/5.94		2.44/3.40		3.00/3.66		5.17/6			
Power Use Rated/Max: Htg.	kW	2.31/3.15		2.82/4.21		3.85/5.39		5.43/5.42		2.71/4.17		2.96/4.96		4.22/5.41			
<b>Size &amp; Weight</b>																	
Net Weight	lbs. (kg)	104 (47.0)		117 (53)		104 (47.0)		139 (63)		132 (60)		198 (90)		132 (60)		236 (107)	
Dimensions: Height	Inch	42-1/2		31		42-1/2		39-5/16		57		39-5/16		57		39-5/16	
	mm	1080		788		1080		998		1448		998		1448		1334	
Width	Inch	21		37		21		37		21		38-3/16		21		38-3/16	
	mm	533		940		533		940		533		970		533		970	
Depth	Inch	21-11/16		12-5/8		21-11/16		12-5/8		21-11/16		14-9/16		21-11/16		14-9/16	
	mm	551		320		551		320		551		370		551		370	
Refrigerant	R410A																
<b>Additional Data</b>																	
Static Pressure Range	inWG(Pa)	0.08 to 1.00 (20 to 250)		0.08 to 1.00 (20 to 250)		0.08 to 1 (20 to 250)		0.08 to 1 (20 to 250)		0.08-1.0 (20-250)		0.08-1.0 (20-250)		0.08-1.0 (20-250)			
Min. Lineset Length	Ft (m)	16 (5)		16 (5)		16 (5)		16 (5)		16 (5)		16 (5)		16 (5)			
Max. Lineset Length	Ft (m)	164 (50) (pre-charge 66')		164 (50) (pre-charge 66')		230 (70) (pre-charge 98')		230 (70) (pre-charge 98')		246 (75) (pre-charge 98')		246 (75) (pre-charge 98')		246 (75) (pre-charge 98')			
Max. Vertical Diff.	Ft (m)	98 (30)		98 (30)		98 (30)		98 (30)		98 (30)		98 (30)		98 (30)			
Lineset Size	Inch	Gas 5/8	Liq. 3/8	Gas 5/8	Liq. 3/8	Gas 5/8	Liq. 3/8	Gas 5/8	Liq. 3/8	Gas 5/8	Liq. 3/8	Gas 5/8	Liq. 3/8	Gas 5/8	Liq. 3/8		
		Indoor AMUG24LMAS	Outdoor AOUH24LUAH1	Indoor AMUG30LMAS	Outdoor AOUH30LUAH1	Indoor AMUG36LMAS	Outdoor AOUH36LMAH1	Indoor AMUG48LMAS	Outdoor AOUH48LMAH1	Indoor AMUG30LMAS	Outdoor AOUH30LUAH1	Indoor AMUG36LMAS	Outdoor AOUH36LMAH1	Indoor AMUG48LMAS	Outdoor AOUH48LMAH1		

Note: Figures are based on 230 Volts.

# 18, 24, 30, 36,000 BTU/h Ceiling Suspended Heat Pumps

AIRSTAGE H-Series



Controller not included. Controls sold separately.

12 Year Warranty 1

Economy Minimum Heat Auto Changeover Adjust 4-Way Restart Dry Fresh Low Noise Quiet Mode 24 Hour Sleep Weekly 4

Cold Ceiling Pump Down Sensor I/O 0°F 2 -5°F 2 Blue Fin 16 Daisy 164+ ft 2 Wi-Fi CAPABLE 5

1 Applies when properly registered AND installed by a Fujitsu Elite Contractor in a residence. See full warranty for details.  
 2 Does not apply to 18LUAS1B.  
 3 Available only with optional wireless remote control.

4 Available only with optional wired remote control.  
 5 See page 13 for details.

## Applications

Introducing the new ceiling suspended 18-36LUAS1B units, the perfect solution for those looking for an efficient and stylish way to control the temperature in their space. These models are designed to be installed on the ceiling, providing optimal air circulation, and satisfying your heating or cooling needs. The sleek and modern design of these models blend seamlessly into any decor, making it a stylish addition to any room with high ceilings up to 14 ft. The ceiling suspended models offer a range of features to ensure maximum comfort, including adjustable airflow and temperature settings, programmable timers, and energy-saving modes. With its quiet operation, you'll hardly notice it's even there.

## Optional Accessories

Kagami Wired Design Controller.....	UTY-RVRU
Wired Remote Controller .....	UTY-RNRUZ Series
Simple Remote Controller .....	UTY-RSRY / UTY-RHRY
IR Receiver Kit & Remote.....	UTY-LBTUH
Wi-Fi Interface Module .....	UTY-TFSXJ4
24V Thermostat Interface.....	UTY-TTRXZ1
External Switch Controller .....	UTY-TERX
BACnet Gateway.....	FJ-AC-485-1
Modbus Converter .....	UTY-VMSX
External Input and Output PCB.....	UTY-XCSX + UTZ-GXEA
External Connect Kit.....	UTY-XWZXZG
Drain Pump Unit .....	UTZ-PU1EBB





# Systems 18LUAS1B, 24LUAS1B, 30LUAS1B, 36LUAS1B

UP TO 22.5 SEER2

		18LUAS1B		24LUAS1B		30LUAS1B		36LUAS1B	
<b>Performance</b>									
Rated Cooling	BTU/h	18,000		24,000		30,000		36,000	
Min.-Max. Cooling	BTU/h	3,100–20,100		5,400–28,000		9,600–35,000		9,600–39,000	
Rated Heating	BTU/h	21,600		27,000		32,000		38,000	
Min.-Max. Heating	BTU/h	3,100–25,600		5,400–32,000		9,200–38,000		9,200–43,000	
SEER2	Btu/hW	22.5		21.5		20		19.5	
HSPF2	Btu/hW	10.6		10.5		10.5		10	
EER2	Btu/hW	12.5		12.3		10.8		9.6	
Energy Star Rating*		ES,ESCC,ESME		ES,ESCC,ESME		ESCC		ESCC	
Clg. Operating Range	°F (°C)	14 to 115 (-10 to 46)		-5 to 115 (-21 to 46)		-5 to 115 (-21 to 46)		-5 to 115 (-21 to 46)	
Htg. Operating Range	°F (°C)	-5 to 75 (-21 to 24)		-5 to 75 (-21 to 24)		-5 to 75 (-21 to 24)		-5 to 75 (-21 to 24)	
Moisture Removal	Pt./h (l/h)	4.9 (2.3)		6.1 (2.9)		8.2 (3.9)		7.8 (3.7)	
<b>Fan (Cooling Mode)</b>									
Air Circulation: Hi	CFM (m3/h)	494 (840)		724 (1,230)		824 (1,400)		494 (840)	
Medium	CFM (m3/h)	465 (790)		583 (990)		659 (1,120)		465 (790)	
Low	CFM (m3/h)	418 (710)		506 (860)		577 (980)		418 (710)	
Quiet	CFM (m3/h)	383 (650)		412 (700)		471 (800)		383 (650)	
Fan Speed Stages		4 + Auto		4 + Auto		4 + Auto		4 + Auto	
<b>Sound Levels (Clg/Htg)</b>									
Indoor: Hi	dB(A)	38/38		41/41		45/45		38/38	
Medium	dB(A)	36/36		36/36		40/40		36/36	
Low	dB(A)	33/33		32/32		35/35		33/33	
Quiet	dB(A)	31/31		29/29		32/32		31/31	
Outdoor	dB(A)	52/55		52/54		53/55		54/56	
<b>Electrical</b>									
Voltage/Frequency/Phase		208-230/60/1		208-230/60/1		208-230/60/1		208-230/60/1	
Circuit Breaker	Amps	20		20		25		25	
Current Rated/Max: Clg.	Amps	6.4/11.8		8.7/15.8		12.3/18.3		16.5/19.8	
Current Rated/Max: Htg.	Amps	8.8/14.8		9/15.8		11/18.3		13/19.8	
Power Use Rated/Max: Clg.	kW	1.44/2.01		1.95/2.82		2.78/3.63		3.75/4.22	
Power Use Rated/Max: Htg.	kW	1.98/2.86		2.04/3.0		2.48/3.83		2.96/4.13	
<b>Size &amp; Weight</b>									
Net Weight	lbs. (kg)	53 (24)	86 (39)	68 (31)	117 (53)	68 (31)	139 (63)	57 (26)	139 (63)
Dimensions: Height	Inch	9-1/4	24-7/8	9-1/4	31	9-1/4	39-5/16	11-5/16	39-5/16
	mm	235	632	235	788	235	998	288	998
Width	Inch	42-1/2	31-7/16	54-3/4	37	54-3/4	37	33-1/16	37
	mm	1080	799	1390	940	1390	940	840	940
Depth	Inch	27-3/4	11-7/16	27-3/4	12-5/8	27-3/4	12-5/8	33-1/16	12-5/8
	mm	705	290	705	320	705	320	840	320
Refrigerant		R410A		R410A		R410A		R410A	
<b>Additional Data</b>									
Min. Lineset Length	Ft (m)	16 (5)		16 (5)		16 (5)		16 (5)	
Max. Lineset Length	Ft (m)	98 (30) Precharge 66'		164 (50) Precharge 66'		164 (50) Precharge 66'		164 (50) Precharge 66'	
Max. Vertical Diff.	Ft (m)	49 (15)		98 (30)		98 (30)		98 (30)	
Lineset Size	Inch	Gas 1/2	Liq. 1/4	Gas 5/8	Liq. 3/8	Gas 5/8	Liq. 3/8	Gas 5/8	Liq. 3/8
		Indoor ABUH18LUAS	Outdoor AOUH18LUAS1	Indoor ABUH24LUAS	Outdoor AOUH24LUAS1	Indoor ABUH30LUAS	Outdoor AOUH30LUAS1	Indoor ABUH36LUAS	Outdoor AOUH36LUAS1


\*



# 18, 24, 30, 36, 42, 48,000 BTU/h Large Cassette Circular Flow Heat Pumps

AIRSTAGE H-Series

Controller not included. Controls sold separately.



AUUH18-24LUAS with UTG-LCGVCB



AUUH30-36LUAS  
AUU42-48RGLX with UTG-GCGF



AOUH18LUAS1



AOUH24-30-36LUAS1



AOU42-48RGLX


1	Economy	2 ESP	Minimum Heat	Auto Changeover	Adjust	Up/Down	Restart	Dry	Fresh	3 Low Noise	Quiet Mode	24 Hour	Sleep	4
5 Weekly	Cold	Ceiling	Pump Down	5 Sensor	I/O 3rd Party	0°F Cooling	-5°F Cooling	Branch	Pump	16 Daisy	164+ ft Piping	Slender	6 Wi-Fi CAPABLE	

- 1 Applies when properly registered AND installed by a Fujitsu AIRSTAGE Elite Contractor in a residence. See full warranty for details.
- 2 Available only with optional part UTY-SHZXC.
- 3 42, 48,000 BTU/h systems only.

- 4 Available only with optional wireless remote control.
- 5 Available only with optional wired remote control.
- 6 See page 13 for details.

## Better Air Distribution Using 360-Degree Louvers

Circular flow design allows conditioned air to reach every corner of a room.



## Individual Louver Control

Each louver can be positioned individually to deliver comfortable air exactly where you want it in any room configuration. To take advantage of this feature use Wired Remote Control (Touch Panel) UTY-RNRUZ Series.



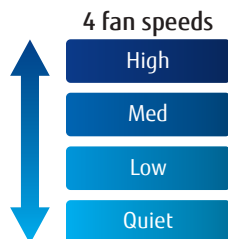
Individual louvers can be programmed separately. Adjust vertical airflow and louver position with UTY-RNRUZ Series Wired Remote Control.



Airflow fan speed can be customized depending on room layout.

## Quiet Operation and 4 Fan Speed Control

With the new airflow structure, sound levels are drastically reduced. Circular flow cassette models operate at whisper quiet sound levels. Choose from 4 different fan speeds.



Compatible Remote Controller is as follows:  
UTY-RNRUZ-Series / UTY-RSRY / UTY-RHRY / UTY-LBTUC

## Smart Device Control (Optional)



Manage your comfort anytime and from anywhere using AIRSTAGE Mobile App.\*

Works with Amazon Alexa and Google Home.\*


\* Wi-Fi module required.



## Grilles

**NOTE: RGLX Large Cassette grilles are sold separately.**

Circular flow cassette grilles come in your choice of either black or white and must be ordered with each cassette.



## Optional Accessories

Kagami Wired Design Controller.....	UTY-RVRU
Wired Remote Controller .....	UTY-RNRUZ Series
Simple Remote Controller .....	UTY-RSRY / UTY-RHRY
IR Receiver Kit & Remote .....	UTY-LBTUC
Wi-Fi Interface Module .....	UTY-TFSXJ4
24V Thermostat Interface .....	UTY-TTRXZ1
External Switch Controller .....	UTY-TERX
BACnet Gateway.....	FJ-AC-485-1
Modbus Converter .....	UTY-VMSX
External Input and Output PCB.....	UTY-XCSX + UTZ-GXRA
Human Sensor Kit .....	UTY-SHZXC
External Connect Kit.....	UTY-XWZXZG
Fresh Air Intake Kit.....	KHRS940-25
Fresh Air Kit.....	UTZ-VXRA
Air Outlet Shutter Plate .....	UTR-YDZK
Wide Panel.....	UTG-AKXA-W
Panel Spacer .....	UTG-BKXA-W

# Systems 18LUAS1U, 24LUAS1U, 30RLUAS1U, 36LUAS1U, 42RGLXC, 48RGLXC

UP TO 22.5 SEER2

		18LUAS1U		24LUAS1U		30LUAS1U		36LUAS1U		42RGLXC		48RGLXC		
<b>Performance</b>														
Rated Cooling	BTU/h	18,000		24,000		30,000		36,000		42,000		48,000		
Min.-Max. Cooling	BTU/h	3,100-20,100		5,400-28,000		9,600-35,000		9,600-39,000		17,100-45,000		17,100-50,000		
Rated Heating	BTU/h	21,600		27,000		32,000		38,000		47,000		53,000		
Min.-Max. Heating	BTU/h	3,100-25,600		5,400-32,000		9,200-38,000		9,200-43,000		18,000-51,000		18,000-55,000		
SEER	SEER2	Btu/hW	--	23.5	--	23	--	21.5	--	20.5	18.5	19	17.8	18.2
HSPF	HSPF2	Btu/hW	--	11.2	--	11	--	10.6	--	10.2	9.7	9.8	10.6	9
EER	EER2	Btu/hW	--	13	--	12.6	--	11.7	--	10	11.3	11.3	10.1	10.1
Energy Star Rating*		ES,ESCC,ESME				ES,ESCC,ESME				ESCC				
Clg. Operating Range	°F (°C)	14 to 115 (-10 to 46)		-5 to 115 (-21 to 46)		-5 to 115 (-21 to 46)		-5 to 115 (-21 to 46)		-5 to 115 (-21 to 46)		-5 to 115 (-21 to 46)		
Htg. Operating Range	°F (°C)	-5 to 75 (-21 to 24)		-5 to 75 (-21 to 24)		-5 to 75 (-21 to 24)		-5 to 75 (-21 to 24)		-5 to 75 (-21 to 24)		-5 to 75 (-21 to 24)		
Moisture Removal	Pt./h (l/h)	3.6 (1.7)		6.1 (2.9)		6.3 (3.0)		7.8 (3.7)		9.3 (4.4)		10.6 (5.0)		
<b>Fan (Cooling Mode)</b>														
Air Circulation: Hi	CFM (m3/h)	618 (1,050)		677 (1,150)		942 (1,600)		1,118 (1,900)		1,177 (2,000)		1,236 (2,100)		
Medium	CFM (m3/h)	565 (960)		618 (1,050)		848 (1,440)		942 (1,600)		971 (1,650)		1,048 (1,780)		
Low	CFM (m3/h)	530 (900)		577 (980)		771 (1,310)		848 (1,440)		859 (1,460)		942 (1,600)		
Quiet	CFM (m3/h)	459 (780)		512 (870)		677 (1,150)		695 (1,180)		765 (1,300)		777 (1,320)		
Fan Speed Stages		4 + Auto		4 + Auto		4 + Auto		4 + Auto		4 + Auto		4 + Auto		
<b>Sound Levels (Clg/Htg)</b>														
Indoor: Hi	dB(A)	34/34		36/36		40/40		45/45		46/46		47/47		
Medium	dB(A)	32/32		34/34		38/38		41/41		42/42		43/43		
Low	dB(A)	31/31		33/33		36/36		38/38		39/39		40/40		
Quiet	dB(A)	28/28		30/30		33/33		34/34		35/35		36/36		
Outdoor	dB(A)	52/55		52/54		53/55		54/56		55/57		57/59		
<b>Electrical</b>														
Voltage/Frequency/Phase		208-230/60/1		208-230/60/1		208-230/60/1		208-230/60/1		208-230/60/1		208-230/60/1		
Circuit Breaker	Amps	20		20		25		25		30		30		
Current Rated/Max: Clg.	Amps	6.1/11.8		8.4/15.8		11.3/18.3		15.8/19.8		16.7/19.7		20.9/22.2		
Current Rated/Max: Htg.	Amps	7.8/14.8		9.2/15.8		10.4/18.3		13/19.8		16.8/19.7		19.7/20.7		
Power Use Rated/Max: Clg.	kW	1.38/1.94		1.9/2.82		2.56/3.69		3.6/4.28		3.72/4.35		4.75/4.91		
Power Use Rated/Max: Htg.	kW	1.76/2.7		2.08/2.9		2.36/3.61		2.96/3.97		3.74/4.39		4.49/4.67		
<b>Size &amp; Weight</b>														
Net Weight	lbs. (kg)	53 (24)	86 (39)	53 (24)	117 (53)	57 (26)	139 (63)	57 (26)	139 (63)	64 (29)	209 (95)	64 (29)	209 (95)	
Dimensions: Height	Inch	9-11/16	24-7/8	9-11/16	31	11-5/16	39-5/16	11-5/16	39-5/16	11-5/16	50-13/16	11-5/16	50-13/16	
	mm	246	632	246	788	288	998	288	998	288	1290	288	1290	
Width	Inch	33-1/16	31-7/16	33-1/16	37	33-1/16	37	33-1/16	37	33-1/16	35-7/16	33-1/16	35-7/16	
	mm	840	799	840	940	840	940	840	940	840	900	840	900	
Depth	Inch	33-1/16	11-7/16	33-1/16	12-5/8	33-1/16	12-5/8	33-1/16	12-5/8	33-1/16	13	33-1/16	13	
	mm	840	290	840	320	840	320	840	320	840	330	840	330	
Refrigerant		R410A		R410A		R410A		R410A		R410A		R410A		
<b>Additional Data</b>														
White Grille (UTG-GCGF) or Black Grille (UTG-LCGVCB) Sold Separately														
Min. Lineset Length	Ft (m)	16 (5)		16 (5)		16 (5)		16 (5)		16 (5)		16 (5)		
Max. Lineset Length	Ft (m)	98 (30)		164 (50)		164 (50)		164 (50)		246 (75)		246 (75)		
		Precharge 66'		Precharge 66'		Precharge 66'		Precharge 66'		Precharge 98'		Precharge 98'		
Max. Vertical Diff.	Ft (m)	49 (15)		98 (30)		98 (30)		98 (30)		98 (30)		98 (30)		
Lineset Size	Inch	Gas 1/2	Liq. 1/4	Gas 5/8	Liq. 3/8	Gas 5/8	Liq. 3/8	Gas 5/8	Liq. 3/8	Gas 5/8	Liq. 3/8	Gas 5/8	Liq. 3/8	
		Indoor AUUH18LUAS	Outdoor AOUH18LUAS1	Indoor AUUH24LUAS	Outdoor AOUH24LUAS1	Indoor AUUH30LUAS	Outdoor AOUH30LUAS1	Indoor AUUH36LUAS	Outdoor AOUH36LUAS1	Indoor AUUH42RGLXC	Outdoor AOUH42RGLXC	Indoor AUUH48RGLXC	Outdoor AOUH48RGLXC	

\*





## Multi-Zone Mini-Split Systems


- Operate as few as one indoor unit or all indoor units
- Choose from 4 indoor unit styles - wall mount, slim duct, compact cassette, and floor mount
- Many combinations are ENERGY STAR® qualified
- Create hundreds of combinations based on indoor type and BTU/h
- Connect 2 to 5 indoor units, depending on model
- Connect 14,000 to 54,000 BTU/h

## Multi-Zone Extra Low Temperature Heating

**XLTH**

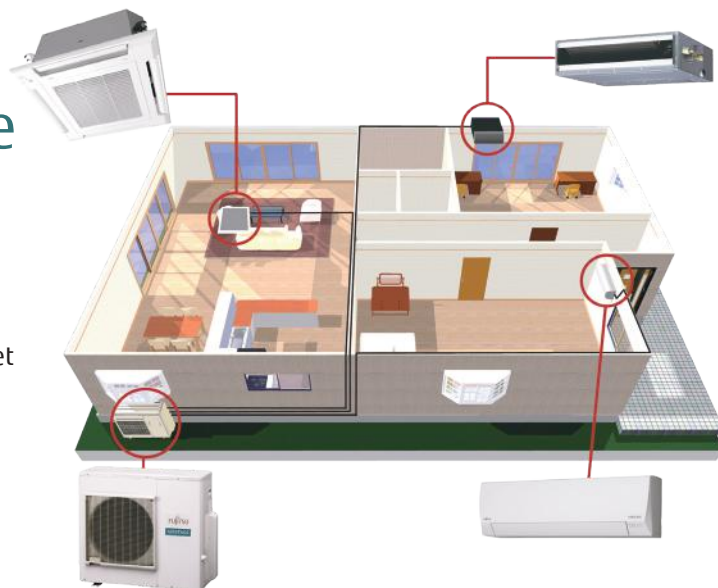
18, 24, 36,000 BTU/h

- Connect 2 to 4 indoor units, depending on model
- Connect 14,000 to 39,000 BTU
- eXtra Low Temp Heating down to -15°F outdoor temps



# Year-Round, Whole Home or Business Comfort

AIRSTAGE H-Series Systems are some of today's most advanced forms of heating and air conditioning. Multi-zone outdoor units can operate from 2 to 5 indoor units simultaneously. Fujitsu AIRSTAGE's systems are whisper quiet as well as highly energy efficient.



## Multi-Zone and **XLTH** Series Systems

18, 24, 36, and 45,000 BTU/h

AOU18RLXFZ

AOU24RLXFZ

AOU36RLXFZ1

AOU45RLXFZ

AOU18RLXFZH

AOU24RLXFZH

AOU36RLXFZH

### ConnectAble Capacity

This allows connectable indoor units' total capacity to exceed outdoor unit capacity. See Allowable Combination Table on page 62.

If all indoor units are cooling or heating at the same time, the system will limit their capacity so that their total matches the outdoor unit capacity. When a zone meets a desired set temperature it requires less capacity. The unused capacity is then distributed to the remaining indoor units, increasing their capacity.

### For Example

The load on a 3-bedroom home with a living room and kitchen downstairs and 3 bedrooms upstairs is 39,000 BTU/h (21,000 BTU downstairs and 18,000 BTU upstairs). However typically a family isn't upstairs and downstairs at the same time, therefore not all units will be running simultaneously allowing 100% heating or cooling to occupied spaces. This can be achieved by our AOU36RLXFZ1 outdoor unit.



# Mix-and-Match Flexibility

The ability to create the **right** combinations, the **right** quantity (up to 5-zones), the **right** style indoor units, and the **right** capacity. It's the **RIGHT** choice for your home or business.

## MULTI-ZONE OUTDOOR UNITS



MULTI-ZONE INDOOR UNITS

WALL MOUNTS				
ASUH07, 09, 12LPAS	✓	✓	✓	✓
ASUH15LPAS		✓	✓	✓
ASUH18LPAS		✓	✓	✓
ASUH24LPAS			✓	✓
FLOOR MOUNTS				
AGU9, 12RLF	✓	✓	✓	✓
AGU15RLF		✓	✓	✓
SLIM DUCTS				
ADUH07, 09, 12LUAS1	✓	✓	✓	✓
ADUH18LUAS1		✓	✓	✓
ADUH24LUAS1			✓	✓
COMPACT CASSETTES				
ACUH07, 09, 12LUAS1	✓	✓	✓	✓
ACUH18LUAS1		✓	✓	✓



# Individual Zoning: Personalized Whole Home Comfort

## Wall Mounted

High wall location for minimized presence. The elimination of ducting increases delivered efficiency.

- Quiet operation
- Easy maintenance
- High delivered efficiency means lower utility bills



## Slim Duct


Mounted in a ceiling or in a framed enclosure below a ceiling. They use minimal ductwork and remain very energy efficient.

- Concealed and out of sight
- Look of central air with the efficiency of a mini-split
- Less ducts = higher efficiency

## Compact Cassette

Cassettes are extremely discreet, with only the grille showing in the ceiling. They use the latest fan technology to distribute the conditioned air evenly.

- Wired remote control (wireless is optional)
- Powerful and efficient fan operation
- Fits into a standard 2' x 2' ceiling grid



## Floor Mounted

Floor mount systems are ideal for residential radiator replacements or any room with limited upper wall space, like a kitchen or sunroom.

- Compact size fits easily under a standard window
- Features twin airflow for improved heat delivery
- Designer wireless remote control

# 7, 9, 12, 15, 18, 24,000 BTU/h Wall Mount

## Multi-Zone Indoor

AIRSTAGE H-Series



Handheld remote control included with indoor unit



ASUH07-09-12-15LPAS



ASUH18-24LPAS

1										2		
	2			2		3						

1 Applies when properly registered AND installed by a Fujitsu AIRSTAGE Elite Contractor in a residence. See full warranty for details.  
 2 Available only with optional wired remote control.  
 3 See page 13 for details.




### Built In Filtration

#### LONG-LIFE ION DEODORIZATION FILTER



The filter deodorizes by powerfully decomposing absorbed odors using the oxidizing and reducing effects of ions generated by the ultra-fine-particle ceramic. The filter can be used for approximately 3 years if it is washed with water when dirty to restore its surface action.

#### APPLE-CATECHIN FILTER



Dust, mold spores and micro-organisms are absorbed onto the filter by static electricity so growth is inhibited and deactivated.

# ASUH07LPAS, ASUH09LPAS, ASUH12LPAS, ASUH15LPAS, ASUH18LPAS , ASUH24LPAS

		ASUH07LPAS	ASUH09LPAS	ASUH12LPAS	ASUH15LPAS	ASUH18LPAS	ASUH24LPAS
<b>Performance</b>							
Rated Cooling	BTU/h	7,000	9,000	12,000	14,000	18,000	24,000
Rated Heating	BTU/h	7,500	9,600	12,800	16,000	19,200	25,600
<b>Fan (Cooling Mode)</b>							
Air Circulation: Hi	CFM (m3/h)	383 (650)	412 (700)	412 (700)	453 (770)	530 (900)	642 (1,090)
Medium	CFM (m3/h)	318 (540)	330 (560)	330 (560)	353 (600)	471 (800)	530 (900)
Low	CFM (m3/h)	253 (430)	253 (430)	253 (430)	265 (450)	377 (640)	471 (800)
Quiet	CFM (m3/h)	188 (320)	188 (320)	182 (310)	182 (310)	241 (410)	306 (520)
Fan Speed Stages		4+Auto	4+Auto	4+Auto	4+Auto	4+Auto	4+Auto
<b>Sound</b>							
Indoor Level (Clg/Htg): Hi	dB(A)	38/41	40/42	40/42	43/44	44/43	49/47
Medium	dB(A)	33/35	34/36	35/38	36/39	42/39	44/43
Low	dB(A)	29/31	29/31	30/33	30/33	37/34	42/37
Quiet	dB(A)	21/22	21/22	21/22	21/24	26/28	31/32
<b>Electrical</b>							
Voltage/Frequency/Phase		208/230 V ~ 60 Hz	208/230 V ~ 60 Hz	208/230 V ~ 60 Hz	208/230 V ~ 60 Hz	208/230 V ~ 60 Hz	208/230 V ~ 60 Hz
Current Rated/Max: Cooling	Amps	0.18/ 0.23	0.20/ 0.25	0.24/ 0.3	0.35/ 0.44	0.32/ 0.40	0.46/ 0.58
Current Rated/Max: Heating	Amps	0.18/ 0.23	0.20/ 0.25	0.24/ 0.3	0.35/ 0.44	0.32/ 0.40	0.46/ 0.58
Input Power	W	18	22	26	42	34	55
<b>Size &amp; Weight</b>							
Net Weight	lbs. (kg)	21 (9.5)	21 (9.5)	22 (10.0)	22 (10.0)	29 (13)	29 (13)
Dimensions: Height	Inch	10-5/8	10-5/8	10-5/8	10-5/8	11	11
	mm	270	270	270	270	280	280
Width	Inch	32-13/16	32-13/16	32-13/16	32-13/16	38-9/16	38-9/16
	mm	834	834	834	834	980	980
Depth	Inch	8-3/4	8-3/4	8-3/4	8-3/4	9-7/16	9-7/16
	mm	222	222	222	222	240	240
Refrigerant		R410A	R410A	R410A	R410A	R410A	R410A
<b>Additional Data</b>							
Air Direction: Horizontal		Manual	Manual	Manual	Manual	Manual	Manual
Air Direction: Vertical		Automatic	Automatic	Automatic	Automatic	Automatic	Automatic
Air Filter Type		Washable	Washable	Washable	Washable	Washable	Washable
Ion Deodorizing Filter		Disposable	Disposable	Disposable	Disposable	Disposable	Disposable
Apple-Catechin Filter		Disposable	Disposable	Disposable	Disposable	Disposable	Disposable
Lineset Size	Inch	Gas 3/8   Liq. 1/4	Gas 3/8   Liq. 1/4	Gas 3/8   Liq. 1/4	Gas 1/2   Liq. 1/4	Gas 1/2   Liq. 1/4	Gas 5/8*   Liq. 1/4

\*Use the attached adapter to change the pipe size from Ø1/2 in (Ø12.7 mm) to Ø5/8 in (Ø15.88 mm)




# 7, 9, 12, 18, 24,000 BTU/h Slim Duct

Multi-Zone Indoor

AIRSTAGE H-Series

Controller not included. Controls sold separately.



Horizontal orientation



Vertical orientation

ADUH0-09-12-18-247LUAS1

1

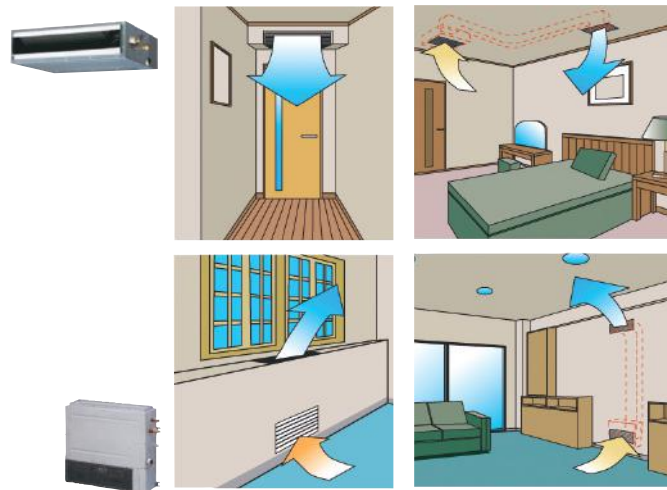
2

3

1 Applies when properly registered AND installed by a Fujitsu AIRSTAGE Elite Contractor in a residence. See full warranty for details.  
 2 Available only with optional wireless remote control.  
 3 See page 13 for details.

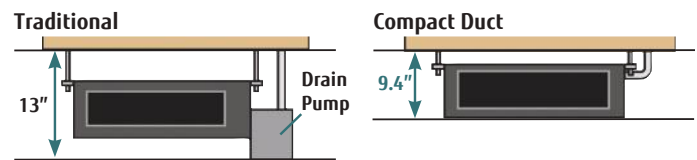
## Flexible Installation

Horizontal or vertical installation. When installed vertically, condensate drain is by gravity only.



## Slim Duct

Excellent to use when ceiling cavity is small and there is no slope for drain.



## Field Supplied Filters

Filters are sized to keep velocities and static pressure loss low. This will ensure sufficient static pressure is available for ductwork, fittings and supply and return grilles. Alternative filter sizes with equivalent face areas can be used.

\*Typical filter pressure drop.  
 ^Available Static Pressure factors in filter pressure loss only.

	ADUH07LUAS1	ADUH09LUAS1	ADUH12LUAS1	ADUH18LUAS1	ADUH24LUAS1
CFM	323	353	383	554	785
Typical Filter Size	12 x 20	12 x 20	12 x 20	14 x 25	18 x 30
Velocity, FPM	194	212	230	228	209
Unit External SP, in. W.C.	0.36	0.36	0.36	0.36	0.20
<b>1" Fiberglass Filter</b>					
*SP Loss, in. W.C.	0.04	0.04	0.05	0.04	0.04
^Available Static Pressure	0.32	0.32	0.31	0.32	0.16
<b>1" MERV 8 Pleated Filter</b>					
*SP Loss, in. W.C.	0.10	0.12	0.14	0.14	0.12
^Available Static Pressure	0.26	0.24	0.22	0.22	0.08
<b>2" MERV 8 Pleated Filter</b>					
*SP Loss, in. W.C.	0.06	0.07	0.08	0.08	0.07
^Available Static Pressure	0.30	0.29	0.28	0.28	0.13

# ADUH07LUAS1, ADUH09LUAS1, ADUH12LUAS1, ADUH18LUAS1, ADUH24LUAS1

		ADUH07LUAS1	ADUH09LUAS1	ADUH12LUAS1	ADUH18LUAS1	ADUH24LUAS1					
<b>Performance</b>											
Rated Cooling	BTU/h	7,000	9,000	12,000	18,000	24,000					
Rated Heating	BTU/h	7,500	9,600	12,800	19,200	25,600					
<b>Fan (Cooling Mode)</b>											
Air Circulation: Hi	CFM (m3/h)	324 (550)	353 (600)	382 (650)	553 (940)	783 (1330)					
Medium	CFM (m3/h)	288 (490)	324 (550)	353 (600)	518 (880)	730 (1240)					
Low	CFM (m3/h)	277 (470)	294 (500)	324 (550)	483 (820)	647 (1100)					
Quiet	CFM (m3/h)	259 (440)	265 (450)	283 (480)	441 (750)	606 (1030)					
Fan Speed Stages		4 + Auto	4+auto	4+auto	4+auto	4 + Auto					
<b>Sound</b>											
Indoor Level (Clg/Htg): Hi	dB(A)	28/28	28/28	29/29	32/33	33/35					
Medium	dB(A)	26/26	27/26	28/28	31/32	32/34					
Low	dB(A)	25/25	26/25	27/27	30/31	30/32					
Quiet	dB(A)	24/24	25/24	26/24	29/29	29/29					
<b>Electrical</b>											
Voltage/Frequency/Phase		208-230/60/1	208-230/60/1	208-230/60/1	208-230/60/1	208-230/60/1					
Static Pressure	W.C	0 to 0.36	0 to 0.36	0 to 0.36	0 to 0.36	0 to 0.2					
Current Rated/Max: Cooling	Amps	0.3/0.38	0.3/0.38	0.35/0.44	0.44/0.55	0.66/0.83					
Current Rated/Max: Heating	Amps	0.3/0.38	0.3/0.38	0.35/0.44	0.44/0.55	0.66/0.83					
Input Power	W	33	49	58	73	111					
<b>Size &amp; Weight</b>											
Net Weight	lbs. (kg)	35 (16)	37 (17)	37 (17)	44 (20)	53 (24)					
Dimensions: Height	Inch	7-13/16	7-13/16	7-13/16	7-13/16	7-13/16					
	mm	198	198	198	198	198					
Width	Inch	27-9/16	27-9/16	27-9/16	35-7/16	43-5/16					
	mm	700	700	700	900	1100					
Depth	Inch	24-7/16	24-7/16	24-7/16	24-7/16	24-7/16					
	mm	620	620	620	620	620					
Supply Duct Flange	Inch	5-15/16	5-15/16	5-15/16	5-15/16	5-15/16					
Dimensions: Height	mm	151	151	151	151	151					
	Inch	25-9/16	25-9/16	25-9/16	33-7/16	41-11/32					
Width	mm	650	650	650	850	1050					
	Inch	3/4	3/4	3/4	3/4	3/4					
Depth	mm	19	19	19	19	19					
	Inch	6-7/8	6-7/8	6-7/8	6-7/8	6-7/8					
Return Duct Dimensions: Height	mm	175	175	175	175	175					
	Inch	22-5/8	22-5/8	22-5/8	30-1/2	37-3/4					
Width	mm	575	575	575	775	959					
	Inch	3/4 Flat	3/4 Flat	3/4 Flat	3/4 Flat	3/4 Flat					
Depth	mm	19 Flat	19 Flat	19 Flat	19 Flat	19 Flat					
	Inch	R410A	R410A	R410A	R410A	R410A					
<b>Refrigerant</b>											
<b>Additional Data</b>											
Air Filter Type		Washable		Washable		Washable		Washable		Washable	
Lineset Size	Inch	Gas 3/8	Liq. 1/4	Gas 3/8	Liq. 1/4	Gas 3/8	Liq. 1/4	Gas 1/2	Liq. 1/4	Gas 5/8	Liq. 1/4

# 7, 9, 12, 18,000 BTU/h Compact Cassettes

Multi-Zone Indoor

AIRSTAGE H-Series

Controller not included. Controls sold separately.



ACUH07-09-12-18LUAS1

1		2						3				
	4					5						

- 1 Applies when properly registered AND installed by a Fujitsu AIRSTAGE Elite Contractor in a residence. See full warranty for details.
- 2 Available only with optional wireless remote control.
- 3 Requires Fujitsu's Optional Fresh Air Kit part #UTZ-VXAA. Allows for a 4-inch duct connection. Requires a field supplied duct booster fan capable of 60 CFM at .2"W.C. or 90 CFM at .4"W.C. For fan static pressure requirements, see installation manual. Add

- hood, filter and duct losses for fan total static pressure requirements. Will add 4" to the height of the indoor unit.
- 4 Available only with optional wired remote control.
- 5 See page 13 for details.


## Easy Maintenance

Maintenance is made simple by removing the ceiling panel next to the grille. Working on the cassette unit from an adjoining ceiling tile keeps disruption and construction costs down.

The air inlet grille can be installed in various directions, making maintenance convenient.

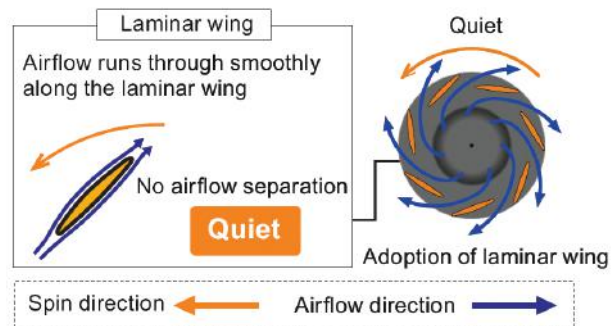
## 2-Stage Efficient Fan

Air distribution is evenly spread across the heat exchanger by the 2 stage fan which produces two separate airflow streams.




## Quiet Operation

Optimization of wing form (laminar wing design) and number of wings (7 blades) enables as low as 27dB.



## Optional Accessory



**Fresh Air Kit**  
UTZ-VXAA  
Permits limited introduction of outdoor air into the cassette unit for ventilation purposes. Additional items required. (see footnote #4, above)



# ACUH07LUAS1, ACUH09LUAS1, ACUH12LUAS1, ACUH18LUAS1

		ACUH07LUAS1	ACUH09LUAS1	ACUH12LUAS1	ACUH18LUAS1
<b>Performance</b>					
Rated Cooling	BTU/h	7,000	9,000	12,000	18,000
Rated Heating	BTU/h	7,500	9,600	12,800	19,200
<b>Fan (Cooling Mode)</b>					
Air Circulation: Hi	CFM (m3/h)	318 (540)	318 (540)	359 (610)	441 (750)
Medium	CFM (m3/h)	288 (490)	288 (490)	312 (530)	359 (610)
Low	CFM (m3/h)	259 (440)	259 (440)	277 (470)	306 (520)
Quiet	CFM (m3/h)	230 (390)	230 (390)	241 (410)	241 (410)
Fan Speed Stages		4+auto	4+auto	4+auto	4+auto
<b>Sound</b>					
Indoor Level (Clg/Htg): Hi	dB(A)	33/34	33/34	37/37	42/44
Medium	dB(A)	31/32	31/32	33/33	37/40
Low	dB(A)	29/29	29/29	31/31	33/37
Quiet	dB(A)	27/27	27/27	28/28	29/30
<b>Electrical</b>					
Voltage/Frequency/Phase		208-230/60/1	208-230/60/1	208-230/60/1	208-230/60/1
Current Rated/Max: Cooling	Amps	0.15/0.19	0.15/0.19	0.19/0.24	0.30/0.38
Current Rated/Max: Heating	Amps	0.15/0.19	0.15/0.19	0.19/0.24	0.30/0.38
Input Power	W	18	18	23	39
<b>Size &amp; Weight</b>					
Net Weight	lbs. (kg)	33 (15)	33 (15)	33 (15)	33 (15)
Dimensions: Height	Inch	9-5/8	9-5/8	9-5/8	9-5/8
	mm	245	245	245	245
Width	Inch	22-7/16	22-7/16	22-7/16	22-7/16
	mm	570	570	570	570
Depth	Inch	22-7/16	22-7/16	22-7/16	22-7/16
	mm	570	570	570	570
Refrigerant		R410A	R410A	R410A	R410A
<b>Additional Data</b>					
Air Direction: Vertical		Automatic	Automatic	Automatic	Automatic
Air Filter Type		Washable	Washable	Washable	Washable
Front Grille:		UTG-CCGFGA*			
Grille Dim: Height	Inch (mm)	1-15/16 (49)	1-15/16 (49)	1-15/16 (49)	1-15/16 (49)
Width	Inch (mm)	24-7/16 (620)	24-7/16 (620)	24-7/16 (620)	24-7/16 (620)
Depth	Inch (mm)	24-7/16 (620)	24-7/16 (620)	24-7/16 (620)	24-7/16 (620)
Lineset Size	Inch	Gas 3/8   Liq. 1/4	Gas 3/8   Liq. 1/4	Gas 3/8   Liq. 1/4	Gas 1/2   Liq. 1/4

\* Compact Cassette Grille UTG-CCGFGA sold separately. Must order one with each compact cassette.

# 9, 12, 15,000 BTU/h Floor Mount

Multi-Zone Indoor

AIRSTAGE H-Series

Handheld remote control included with indoor unit




AGU9-12-15RLF

1												2
				2		3		2	4			

1 Applies when properly registered AND installed by a Fujitsu AIRSTAGE Elite Contractor in a residence. See full warranty for details.  
 2 Available with optional wired remote control.  
 3 XLTH ODU models only.  
 4 See page 13 for details.

## 2-Fan and Wide Airflow

Having both upper and lower airflow quickly warms or cools the entire room. Floor mount can be set in "Upward Airflow Only" when occupants wish not to have feet warmed or cooled.



<b>Cooling</b>		<b>Heating</b>	

**Cooling:**  
 1. Upon startup, both top and bottom louvers open.  
 2. As the room temperature nears the setpoint, only the top louver stays open to help prevent cold air from falling.

**Heating:**  
 1. Upon startup, both top and bottom louvers open.  
 2. Closer to setpoint, only the top louver stays open to help prevent cold drafts from windows.

## Flexible and Easy Installation

<b>Beneath standard window</b>	<b>Standard concave installation</b>
<b>Wall</b>	<b>Half concealed*</b>

\*Field supplied insulation required



# AGU9RLF, AGU12RLF, AGU15RLF

		AGU9RLF	AGU12RLF	AGU15RLF
<b>Performance</b>				
Rated Cooling	BTU/h	9,000	12,000	14,000
Rated Heating	BTU/h	9,600	12,800	16,000
<b>Fan (Cooling Mode)</b>				
Air Circulation: Hi	CFM (m3/h)	312 (530)	353 (600)	383 (650)
Medium	CFM (m3/h)	259 (440)	288 (490)	306 (520)
Low	CFM (m3/h)	212 (360)	224 (380)	235 (400)
Quiet	CFM (m3/h)	159 (270)	159 (270)	159 (270)
Fan Speed Stages		4+Auto	4+Auto	4+Auto
<b>Sound</b>				
Indoor Level (Clg/Htg): Hi	dB(A)	39/39	42/42	44/44
Medium	dB(A)	34/35	36/38	38/39
Low	dB(A)	28/30	30/32	31/33
Quiet	dB(A)	22/22	22/22	22/22
<b>Electrical</b>				
Voltage/Frequency/Phase		208-230/60/1	208-230/60/1	208-230/60/1
Current Rated/Max: Cooling	Amps	0.15/0.33	0.18/0.33	0.2/0.38
Current Rated/Max: Heating	Amps	0.15/0.33	0.18/0.33	0.2/0.38
Input Power	W	16	20	23
<b>Size &amp; Weight</b>				
Net Weight	lbs. (kg)	31 (14)	31 (14)	31 (14)
Dimensions: Height	Inch	23-5/8	23-5/8	23-5/8
	mm	600	600	600
Width	Inch	29-1/8	29-1/8	29-1/8
	mm	740	740	740
Depth	Inch	7-7/8	7-7/8	7-7/8
	mm	200	200	200
Refrigerant		R410A	R410A	R410A
<b>Additional Data</b>				
Air Direction: Horizontal		Manual	Manual	Manual
Air Direction: Vertical		Auto	Auto	Auto
Apple Catechin Filter		Washable	Washable	Washable
Ion Deodorizing Filter		Yes	Yes	Yes
Connection Method		Yes	Yes	Yes
Lineset Size	Inch	Gas 3/8    Liq. 1/4	Gas 3/8    Liq. 1/4	Gas 1/2    Liq. 1/4



# 18, 24, 36, 45,000 BTU/h Multi-Zone Outdoor Units

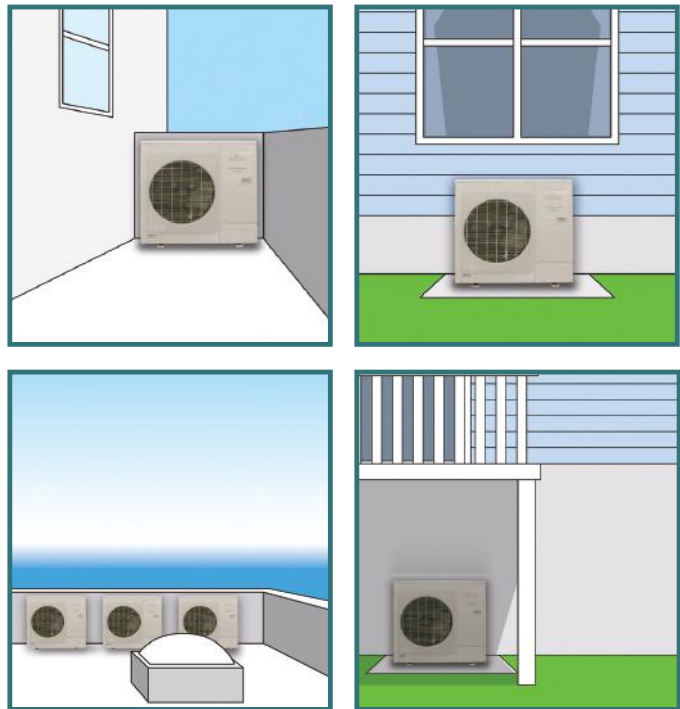
## AIRSTAGE H-Series



### Compact Size

The compact size of the outdoor units allows for many installation opportunities.

Contractors can select either an 18, 24, 36 or 45,000 BTU outdoor unit combined with wall mounted, slim duct, compact cassette or floor mount type indoor units. Mix-and-match flexibility of evaporator type and capacity allows you to choose the indoor unit that best fits the application, whether it be hidden or showcased. These systems are ideal for nursing homes, doctor's offices, condominiums, apartments and residences - any place where individual cooling or heating is needed.



### DC Twin Rotary Compressor

A high performance, low noise, large capacity DC twin rotary compressor is used.



### Multi-zone Efficiency

Model	Type	SEER2	HSPF2	EER2	COP2	Energy Star Rating*
AOU18RLXFZ	Non Ducted	18	8.7	12.5	3.44	ES, ESME
	Ducted	16.3	8.7	12.1	3.52	ES
	Mixed	17.15	8.7	12.3	3.48	--
AOU24RLXFZ	Non Ducted	18.5	8.8	12.5	4.04	ES, ESME
	Ducted	16	8.5	10.6	3.42	ES
	Mixed	17.25	8.6	11.55	3.79	--
AOU36RLXFZ1	Non Ducted	19	9	10	3.56	--
	Ducted	17	8.2	9	3.32	--
	Mixed	18	8.6	9.5	3.44	--
AOU45RLXFZ	Non Ducted	20	9.2	10.5	3.6	--
	Ducted	18.2	8.3	9.8	3.46	--
	Mixed	19.1	8.8	10.3	3.53	--

### Service valves

AOU18RLXFZ / AOU24RLXFZ / AOU36RLXFZ1

The above units have (2) service valves for each zone.

BENEFITS:

- **Installation** – Allows for reduced installation time.
- **Service** – Allows for refrigerant isolation of each zone, if necessary.
- **Add Ons** – Ease of additional add-ons.

The AOU45RLXFZ does not have this feature.

Energy Star Rated Combination



\*





# AOU18RLXFZ, AOU24RLXFZ, AOU36RLXFZ1, AOU45RLXFZ

		AOU18RLXFZ ASU9 + ASU9	AOU24RLXFZ ASU9 + ASU7 + ASU7	AOU36RLXFZ1 ASU9 x 4	AOU45RLXFZ ASU9 x 5
<b>Performance</b>					
Connectable Indoor Units		2	2 to 3	2* to 4	2 to 5
Connectable Unit Capacity Class	BTU/h	14,000 to 21,000	14,000 to 27,000	27,000 to 39,000	34,000 to 54,000
Rated Capacity Cooling / Heating	BTU/h	18,000 / 22,000	22,000 / 24,000	35,200 / 36,400	45,000 / 48,000
Cooling Operating Range	*F (°C)	14~115 (-10~46)	14~115 (-10~46)	14~115 (-10~46)	14~115 (-10~46)
Heating Operating Range	*F (°C)	5~75 (-15~24)	5~75 (-15~24)	5~75 (-15~24)	5~75 (-15~24)
<b>Electrical</b>					
Rated Input Power Clg/Htg	kW	1.44/1.87	1.76/1.73	3.52/3.00	4.28/3.88
Voltage/Frequency/Phase		208-230/60/1	208-230/60/1	208-230/60/1	208-230/60/1
Maximum Total Current	Amps	10.0	13.7	20.3	23.8
Minimum Circuit Ampacity	Amps	13.0	17.0	24.6	28.9
Maximum Circuit Breaker	Amps	15	20	30	30
Fan: Type x Quantity		Propeller x 1	Propeller x 1	Propeller x 1	Propeller x 1
Sound Pressure Level Cooling	dB(A)	49	51	53	53
Sound Pressure Level Heating	dB(A)	49	52	55	55
<b>Lineset Requirements</b>					
Minimum Lineset Length Each	ft(m)	16 (5)	16 (5)	16 (5)	16 (5)
Maximum Lineset Length Each	ft(m)	82 (25)	82 (25)	82 (25)	82 (25)
Minimum Lineset Length Total	ft(m)	49 (15)	49 (15)	66 (20)	49 (15)
Maximum Lineset Length Total	ft(m)	164 (50)	164 (50)	230 (70)	262 (80)
Pre-Charge Length Total	ft(m)	98 (30)	98 (30)	164 (50)*	164 (50)
Max. Lineset Height Difference Btwn Outdoor Unit & Furthest Indoor Unit	ft(m)	49 (15)	49 (15)	49 (15)	49 (15)
Max. Lineset Height Difference Btwn Indoor Units	ft(m)	33 (10)	33 (10)	33 (10)	33 (10)
Lineset Diameter	Inch	Liq. 1/4 x 2 Gas 3/8 x 2	Liq. 1/4 x 3 Gas 1/2 x 1, 3/8 x 2	Liq. 1/4 x 4 Gas 1/2 x 1, 3/8 x 3	Liq. 1/4 x 5 Gas 1/2 x 2, 3/8 x 3
<b>Size &amp; Weight</b>					
Net Weight	lbs. (kg)	119 (54)	124 (56)	150 (68)	205 (93)
Dimensions: Height	Inch	27-9/16	27-9/16	32-11/16	39-5/16
	mm	700	700	830	998
Width	Inch	35-7/16	35-7/16	35-7/16	38-3/16
	mm	900	900	900	970
Depth	Inch	13	13	13	14-9/16
	mm	330	330	330	370
Refrigerant		R410A	R410A	R410A	R410A

\* When AOU36RLXFZ1 is paired with two 18,000-Btu indoor units, you have to purchase optional part K9FZ1818 (UTP-MU36A2) kit. [Its pre-charge length is 66 ft (20 m)].

# 18, 24, 36,000 BTU/h XLTH Multi-Zone Outdoor Units

## AIRSTAGE H-Series XLTH



**XLTH**  
AOU18-24RLXFZH



**XLTH**  
AOU36RLXFZH

### Ambient Heating Temperature Down To -15°F

Other models may go as low as -5°F, however they do not include a base heater and other advancements found in XLTH models. See the full **XLTH** story on page 14.

The base of Fujitsu AIRSTAGE's XLTH outdoor condensing units.



**Base Heater**

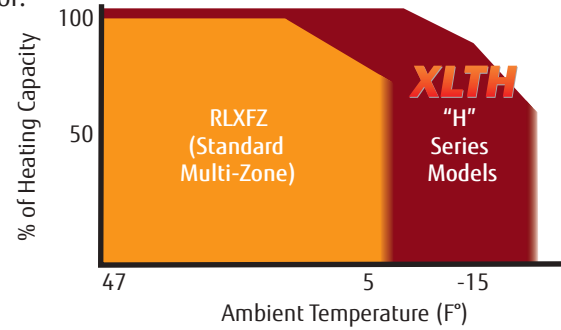
When temperatures reach 36°F, a built-in heater turns on so that any condensation doesn't freeze. Without a heater, freezing condensate can cause noise, damage to the outdoor unit and decrease system performance.

**Base Drainage Holes**

The contoured base design discharges melted water through multiple holes located at the bottom of the unit.

### Improved Heating Capacity

Heating capacity at low outdoor temperatures improved by adopting a large heat exchanger and a high capacity compressor.



### Multi-Zone Efficiency

Model	Type	SEER2	HSPF2	EER2	COP2	Energy Star Rating*
AOU18RLXFZH	Non Ducted	21.5	9.6	13.5	3.8	ES, ESCC, ESME
	Ducted	19	9	12.4	3.6	ES, ESCC, ESME
	Mixed	20.25	9.3	13	3.7	
AOU24RLXFZH	Non Ducted	20	10	13.3	4.04	ES, ESCC, ESME
	Ducted	17.8	9.2	12.1	3.88	ES, ESCC, ESME
	Mixed	18.9	9.6	12.7	3.96	
AOU36RLXFZH	Non Ducted	20.5	9.5	13	4	ES, ESCC, ESME
	Ducted	18	8.7	12	3.88	ES, ESCC, ESME
	Mixed	19.3	9.1	12.5	3.94	

Energy Star Rated Combination

### Service Valves

AOU18RLXFZH / AOU24RLXFZH

The above units have (2) service valves for each zone.

**BENEFITS:**

- **Installation** – Allows for reduced installation time.
- **Service** – Allows for refrigerant isolation of each zone, if necessary.
- **Add Ons** – Ease of additional add-ons.

The AOU36RLXFZH does not have this feature.

\*



# HIGH-HEAT AOU18RLXFZH, AOU24RLXFZH, AOU36RLXFZH

		AOU18RLXFZH	AOU24RLXFZH	AOU36RLXFZH
		ASU9 + ASU9	ASU9+ASU7+ASU7	ASU9 x 4
		<b>XLTH</b>	<b>XLTH</b>	<b>XLTH</b>
<b>Performance</b>				
Connectable Indoor Units		2	2 to 3	2 to 4
Connectable Unit Capacity Class	BTU/h	14,000 to 21,000	14,000 to 27,000	27,000 to 39,000
Rated Capacity Cooling / Heating	BTU/h	18,000/22,000	22,000/25,000	35,200/36,400
Cooling Operating Range	°F (°C)	14 to 115 (-10 to 46)	14~115 (-10~46)	14~115 (-10~46)
Heating Operating Range	°F (°C)	-15 to 75 (-26 to 24)	-15~75 (-26~24)	-15~75 (-26~24)
<b>Electrical</b>				
Rated Input Power Clg/Htg	kW	1.33/1.70	1.65/1.81	2.70/2.67
Voltage/Frequency/Phase		208-230/60/1	208-230/60/1	208-230/60/1
Maximum Total Current	Amps	16.4	20.8	26.0
Minimum Circuit Ampacity	Amps	19.7	25.1	31.5
Maximum Circuit Breaker	Amps	20	30	40
Fan: Type x Quantity		Propeller x 1	Propeller x 1	Propeller x 1
Sound Pressure Level Cooling	dB(A)	48	50	53
Sound Pressure Level Heating	dB(A)	50	52	55
<b>Lineset Requirements</b>				
Minimum Lineset Length Each	ft(m)	16 (5)	16 (5)	16 (5)
Maximum Lineset Length Each	ft(m)	82 (25)	82 (25)	82 (25)
Minimum Lineset Length Total	ft(m)	49 (15)	49 (15)	49 (15)
Maximum Lineset Length Total	ft(m)	164 (50)	229 (70)	230 (70)
Pre-Charge Length Total	ft(m)	98 (30)	98 (30)	164 (50)
Maximum Lineset Height Difference Btw Outdoor Unit & Furthest Indoor Unit	ft(m)	49 (15)	49 (15)	49 (15)
Maximum Lineset Height Difference Btw Indoor Units	ft(m)	33 (10)	33 (10)	33 (10)
Lineset Diameter	Inch	Liq. 1/4 x 2 Gas 3/8 x 2	Liq. 1/4 x 3 Gas 1/2 x 1, 3/8 x 2	Liq. 1/4 x 4 Gas 1/2 x 1, 3/8 x 3
<b>Size &amp; Weight</b>				
Net Weight	lbs. (kg)	134 (61)	146 (66)	205 (93)
Dimensions: Height	Inch	32-11/16	32-11/16	39-5/16
	mm	830	830	998
Width	Inch	35-7/16	35-7/16	38-3/16
	mm	900	900	970
Depth	Inch	13	13	14-9/16
	mm	330	330	370
Refrigerant		R410A	R410A	R410A



# Allowable Combinations

= Allowed "Connectable Capacity" combinations over 100% \*\*



AOU18RLXFZ  
**XLTH**  
AOU18RLXFZH  
Connect 2 indoor units

AOU18RLXFZ / AOU18RLXFZH		
ZONE 1	ZONE 2	TOTAL
7	7	14
7	9	16
7	12	19
9	9	18
9	12	21



AOU24RLXFZ  
**XLTH**  
AOU24RLXFZH  
Connect 2-3 indoor units

AOU24RLXFZ / AOU24RLXFZH			
ZONE 1	ZONE 2	ZONE 3	TOTAL
7	7	+	14
7	9	+	16
7	12	+	19
7	15		22
7	18		25
9	9	+	18
9	12		21
9	15		24
9	18		27
12	12		24
12	15		27
7	7	7	21
7	7	9	23
7	7	12	26
7	9	9	25
9	9	9	27



AOU36RLXFZ1  
**XLTH**  
AOU36RLXFZH  
Connect 2-4 indoor units

AOU36RLXFZH		
ZONE 1	ZONE 2	TOTAL
7	24 <sup>∞</sup>	31
9	24 <sup>∞</sup>	33
12	24 <sup>∞</sup>	36
15	24 <sup>∞</sup>	39

AOU36RLXFZ1 / AOU36RLXFZH				
ZONE 1	ZONE 2	ZONE 3	ZONE 4	TOTAL
18*	18*			36
7	7	15	+	29
7	7	18	+	32
7	7	24		38
7	9	12	+	28
7	9	15	+	31
7	9	18		34
7	12	12	+	31
7	12	15		34
7	12	18		37
9	9	9	+	27
9	9	12	+	30
9	9	15		33
9	9	18		36
9	12	12		33
9	12	15		36
9	12	18		39
12	12	12		36
12	12	15		39
7	7	7	7	28
7	7	7	9	30
7	7	7	12	33
7	7	7	15	36
7	7	7	18 <sup>^</sup>	39
7	7	9	9	32
7	7	9	12	35
7	7	9	15	38
7	7	12	12	38
7	9	9	9	34
7	9	9	12	37
9	9	9	9	36
9	9	9	12	39

**CHOOSE AN OUTDOOR UNIT:**  
Select either an 18, 24, 36 or 45,000 BTU/h outdoor unit combined with wall mounted, slim duct, compact cassette or floor mount type indoor units. Mix-and-match flexibility of evaporator type and capacity allows you to choose the indoor unit that best fits the application, whether it be hidden or showcased.

**CHOOSE INDOOR UNITS:**



- ASUH07LPAS
- ASUH09LPAS
- ASUH12LPAS
- ASUH15LPAS<sup>◊</sup>
- ASUH18LPAS
- ASUH24LPAS



- ADUH07LUAS1
- ADUH09LUAS1
- ADUH12LUAS1
- ADUH18LUAS1
- ADUH24LUAS1



- ACUH07LUAS1
- ACUH09LUAS1
- ACUH12LUAS1
- ACUH18LUAS1



- AGU9RLF
- AGU12RLF
- AGU15RLF

**NOTE:** These tables are not for system capacity selection. Fujitsu 'Design Simulator' software should be used for AIRSTAGE H-Series equipment selection

<sup>+</sup> represents available circuit for future expansion when connecting this combination.  
<sup>∞</sup> Optional kit UTP-MU45A2 is required to connect ASUH24LPAS.  
<sup>\*</sup> The optional kit "K9FZ1818 (UTP-MU36A2)" is necessary for dual zone system "18+18" with AOU36RLXFZ1 only.  
<sup>^</sup> Wall mounted type ASUH18LPAS cannot be connected in this combination using AOU36RLXFZ1. Combination allowed with AOU36RLXFZH.  
<sup>◊</sup> Actual rated cooling capacity of ASUH15LPAS is 14,000 BTU/h. Do not use combination table for system capacity calculations.





AOU45RXLXFZ

Connect 2-5 indoor units

= Allowed "Connectable Capacity" combinations over 100% \*\*

AOU45RXLXFZ		
ZONE 1	ZONE 2	TOTAL
12	24 <sup>∞</sup>	36
15	24 <sup>∞</sup>	39
18	18	36
18	24	42
24	24	48

AOU45RXLXFZ			
ZONE 1	ZONE 2	ZONE 3	TOTAL
7	7	24	38
7	9	18	34
7	9	24	40
7	12	18	37
7	12	24	43
7	15	15	37
7	15	18	40
7	15	24	46
7	18	18	43
7	18	24	49
9	9	18	36
9	9	24	42
9	12	15	36
9	12	18	39
9	12	24	45
9	15	15	39
9	15	18	42
9	15	24	48
9	18	18	45
9	18	24	51
12	12	12	36
12	12	15	39
12	12	18	42
12	12	24	48
12	15	15	42
12	15	18	45
12	15	24	51
12	18	18	48
12	18	24	54
15	15	15	45
15	15	18	48
15	15	24	54
15	18	18	51
18	18	18	54

AOU45RXLXFZ, con't				
ZONE 1	ZONE 2	ZONE 3	ZONE 4	TOTAL
7	7	7	15	36
7	7	7	18	39
7	7	7	24	45
7	7	9	12	35
7	7	9	15	38
7	7	9	18	41
7	7	9	24	47
7	7	12	12	38
7	7	12	15	41
7	7	12	18	44
7	7	12	24	50
7	7	15	15	44
7	7	15	18	47
7	7	15	24	53
7	7	18	18	50
7	9	9	9	34
7	9	9	12	37
7	9	9	15	40
7	9	9	18	43
7	9	9	24	49
7	9	12	12	40
7	9	12	15	43
7	9	12	18	46
7	9	12	24	52
7	9	15	15	46
7	9	15	18	49
7	9	18	18	52
7	12	12	12	43
7	12	12	15	46
7	12	12	18	49
7	12	15	15	49
7	12	15	18	52
7	15	15	15	52
9	9	9	9	36
9	9	9	12	39
9	9	9	15	42
9	9	9	18	45
9	9	9	24	51
9	9	12	12	42
9	9	12	15	45
9	9	12	18	48
9	9	12	24	54
9	9	15	15	48
9	9	15	18	51
9	9	18	18	54
9	12	12	12	45
9	12	12	15	48
9	12	12	18	51
9	12	15	15	51
9	12	15	18	54
12	12	12	12	48
12	12	12	15	51
12	12	12	18	54
12	12	15	15	54

AOU45RXLXFZ, con't					
ZONE 1	ZONE 2	ZONE 3	ZONE 4	ZONE 5	TOTAL
7	7	7	7	7	35
7	7	7	7	9	37
7	7	7	7	12	40
7	7	7	7	15	43
7	7	7	7	18	46
7	7	7	7	24	52
7	7	7	9	9	39
7	7	7	9	12	42
7	7	7	9	15	45
7	7	7	9	18	48
7	7	7	9	24	54
7	7	7	12	12	45
7	7	7	12	15	48
7	7	7	12	18	51
7	7	7	15	15	51
7	7	7	15	18	54
7	7	9	9	9	41
7	7	9	9	12	44
7	7	9	9	15	47
7	7	9	9	18	50
7	7	9	12	12	47
7	7	9	12	15	50
7	7	9	12	18	53
7	7	9	15	15	53
7	7	12	12	12	50
7	7	12	12	15	53
7	9	9	9	9	43
7	9	9	9	12	46
7	9	9	9	15	49
7	9	9	9	18	52
7	9	9	12	12	49
7	9	9	12	15	52
7	9	12	12	12	52
9	9	9	9	9	45
9	9	9	9	12	48
9	9	9	9	15	51
9	9	9	9	18	54
9	9	9	12	12	51
9	9	9	12	15	54
9	9	12	12	12	52
9	9	12	12	12	54

NOTE: These tables are not for system capacity selection. Fujitsu 'Design Simulator' software should be used for AIRSTAGE H-Series equipment selection

\*\*Exceeding 100% capacity match will not increase system output capacity

# ACCESSORY COMPATIBILITY

		SINGLE-ZONE SYSTEMS																						
		WALL MOUNTED															FLOOR MOUNT							
		9RLZ	09LPAS1	09LWAS1 / 09LMAH1	09LEAS1	09LZBS1 / 09LZBH1	12RLZ	12LPAS1	12LMBS1 / 12LMBH1	12LEAS1	12LZBS1 / 12LZBH1	15LZBS1 / 15LZBH1	18LPAS1	18LWAS1	18RLXFWH	24LPAS1	24LWAS1	24RLXFWH	30LPAS1	30RLXEH	36LPAS1	9RLFF/RLFFH	12RLFF/RLFFH	15RLFF/RLFFH
<b>REMOTE CONTROLS</b>																								
UTY-RVRU	Kagami Controller (Wired Remote)	●1	●1	●1	●1		●1	●1	●1	●1	●1	●1	●1	●1		●1	●1		●1	●1	●1			
UTY-RNRUZ Series	Wired Remote Control	●1	●1	●1	●1		●1	●1	●1	●1	●1	●1	●1	●1		●1	●1		●1	●1	●1			
UTY-RSRY	Simple Remote Control 2-Wire	●1	●1	●1	●1		●1	●1	●1	●1	●1	●1	●1	●1		●1	●1		●1	●1	●1			
UTY-RHRY	Simple Remote Control 2-Wire	●1	●1	●1	●1		●1	●1	●1	●1	●1	●1	●1	●1		●1	●1		●1	●1	●1			
UTY-LBTUM	IR receiver kit w/ wireless remote controller																							
UTY-LBTUH	IR receiver kit w/ wireless remote controller																							
UTY-LBTUC	IR receiver kit w/ wireless remote controller																							
UTY-LNTU	Wireless Remote Control																							
UTY-XSZXZ1	Remote Sensor																							
UTY-RNNUM	Wired Remote Control														●			●		●		●	●	●
UTY-RVNUM	Wired Remote Control (Backlit)														●			●		●		●	●	●
UTY-RSNUM	Simple Remote Control 3-Wire														●			●		●		●	●	●
<b>WI-FI DEVICES</b>																								
FJ-IR-WIFI-1NA	Wi-Fi Device: IR Wireless Module	●	●	●	●	●	●	●	●	●	●	●	●	●	●	●	●	●	●	●	●	●	●	●
FJ-RC-WIFI-1BT	Wi-Fi Device: Wired Module														●2			●2				●2	●2	●2
FJ-AC-WIFI-1	Wi-Fi Device: Wired Module		●	●	●	●		●	●	●	●	●	●	●		●	●		●	●	●			
UTY-TFSXH4	Wi-Fi Interface Module (Wall Mount / USB)		●	●	●	●		●	●	●	●	●	●	●		●	●		●		●			
UTY-TFSXJ4	Wi-Fi Interface Module (Non-Wall Mount / UART)																			●				
BP101WA	Cielo Breez Plus	●	●	●	●	●	●	●	●	●	●	●	●	●	●	●	●	●	●	●	●	●	●	●
<b>INTERFACE KITS</b>																								
UTY-XWZX	Dry Contact Wire Kit		●	●	●			●	●	●			●	●	●	●	●	●	●	●	●			
UTY-XWZXZ5	Dry Contact Wire Kit		●	●	●	●3		●	●	●	●3	●3	●	●		●	●		●	●	●	●	●	●
UTY-XWZXZG	External Connect Kit																							
UTY-XWZXZJ	External Connect Kit																							
UTY-TWRXZ2	Communication Kit		●	●	●	●		●	●	●	●	●	●	●		●	●		●		●			
UTY-XWZXZ3	Outdoor Unit Input/Output Connector																				●			
UTY-XCSXZ1	External Input & Output PCB																				●			
UTY-XCSXZ2	External Input & Output PCB		●	●	●	●3		●	●	●	●3	●3	●	●		●	●		●		●			
UTZ-GXXB	Interface Kit Box																				●			
UTY-XCSX	External Input & Output PCB																							
UTZ-GXRA	External Input & Output PCB Box																							
UTZ-GXEA	External Input & Output PCB Box																							
UTZ-GXNA	External Input & Output PCB Bracket																							
UTY-SHZXC	Human Sensor Kit																							
<b>FRESH AIR INTAKE KITS</b>																								
UTZ-KXGC	High Humidity Insulation Kit																							
UTZ-KXRA	High Humidity Insulation Kit																							
UTR-YDZB	Air Outlet Shutter Plate																							
UTZ-VXAA	Fresh Air Intake Kit																							
UTZ-VXRA	Fresh Air Kit																							
KHRS940-25	Fresh Air Intake Kit																							
UTR-YDZK	Air Outlet Shutter Plate																							
<b>MISCELLANEOUS</b>																								
FJ-AC-485-1	BACnet Gateway		●	●	●	●3		●	●	●	●3	●3	●	●		●	●		●		●			
FJ-RC-MBS-1	Modbus Module														●2			●2		●		●2	●2	●2
UTY-VMSX	Modbus Gateway		●	●	●	●3		●	●	●	●3	●3	●	●		●	●		●		●			
UTY-TERX	External Switch Controller	●1	●1	●1	●1		●1	●1	●1	●1	●1	●1	●1	●1	●2	●1	●1	●2	●1	●	●1	●2	●2	●2
UTY-TTRXZ1	24V Thermostat Interface	●1	●1	●1	●1		●1	●1	●1	●1	●1	●1	●1	●1	●2	●1	●1	●2	●1	●	●1	●2	●2	●2
UTY-VTGX	Network Converter	●1	●1	●1	●1		●1	●1	●1	●1	●1	●1	●1	●1	●2	●1	●1	●2	●1	●	●1	●2	●2	●2
UTD-GXT(A/B/C)-W	Auto Louver Grille Kit																							
UTD-LFN(A/B/C)	Long-life Filter																							

1 Requires accessory communication kit #UTY-TWRXZ2.  
2 Requires UTY-WIFI.

3 On this unit, this device and a WiFi adapter cannot be used simultaneously.  
4 Wireless Receiver Kit required.



# AIRZONE

Compatible with most AIRSTAGE 2-wire and 3-wire single zone systems.

## What is Airzone?

Airzone is an intelligent, communicating zoning system for AIRSTAGE ducted indoor units featuring proportional modulating dampers and smart controllers. Additional ductless and ducted single zone systems may be integrated for total HVAC control.

## How does it work?

All Airzone dampers and optional Zone Modules are connected by a 4-wire cable for power and communication. Dampers are positioned to provide optimum airflow into a zone based on demand monitored through zone controllers. The indoor unit fan is adjusted to meet the instantaneous total demand of all calling zones.



Airzone VAF Wired Blueface Principal Controller White (AZVAFBLUEZEROCB)



Airzone VAF Control Board with Fujitsu UART Communication Region 2 (AZVAFR2FU2)



Airzone VAF 8" Wired Intelligent Round Damper (AZVAFDAMPER08C)



Airzone VAF 8" Wireless Intelligent Round Damper (AZVAFDAMPER08R)

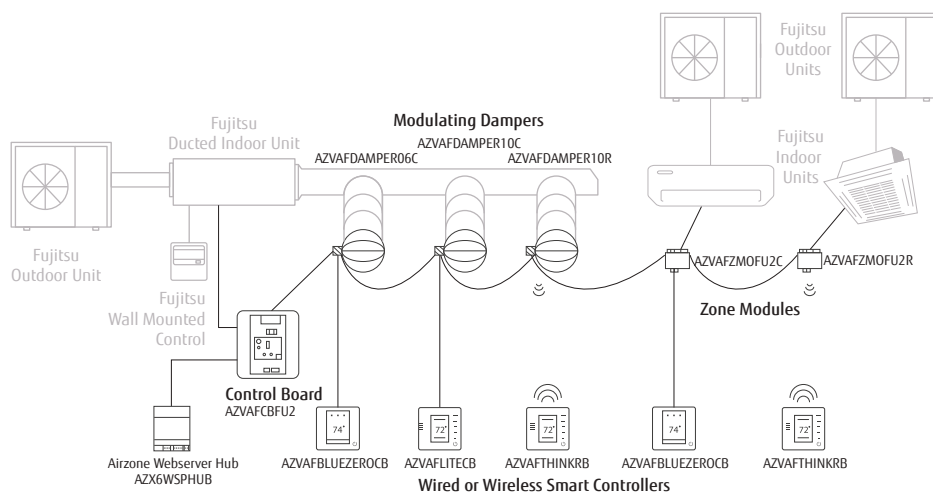
## Benefits

- An Airzone system can provide optimum airflow into each zone, thus reducing excess equipment capacity.
- Provides ideal temperature control of each zone in your home or office.
- Built in communication gateways maximize Fujitsu Heat Pump inverter efficiency.
- Integrate single zone systems with the ducted, modulating damper system.
- Modulating dampers and proportional fan control eliminates the need for a bypass duct.
- Flexible selection of individual damper sizes and controllers to fit a wide range of applications.
- With the Webserver Hub, you can control your Airzone VAF system and the serving AIRSTAGE unit through the Airzone Cloud, and integrate your system to a BMS using BACnet.

## Features

- Control and monitor up to 10 individual zones.
- Adjustable minimum and maximum damper positions.
- Control of optional auxiliary heat of the ducted, zoned unit.
- Principal controller provides simple, single point temperature management of ALL zones.
- Selection of wired and wireless controllers.
- Wired and wireless dampers available. Size ranges from 6" to 14" in diameter.
- Flexible control of up to 10 hydronic zones is possible, as either primary or auxiliary heat.
- Dry Contact Inputs from occupancy sensor and window switch to open/close individual damper.

## Connection Diagram



(diagram for illustration purposes only)





Product Offering		
Family	Reference VAF	Description
Control board	AZVAFCB2FU2	AIRZONE VAF CONTROL BOARD WITH FUJITSU UART COMMUNICATION REGION 2
	AZVAFCB2FUJ	AIRZONE VAF CONTROL BOARD WITH FUJITSU 3 WIRES COMMUNICATION REGION 2
Controllers	AZVAFBLUEZEROCB	AIRZONE VAF WIRED BLUEFACE PRINCIPAL CONTROLLER WHITE
	AZVAFTHINKRB	AIRZONE VAF WIRELESS THINK CONTROLLER WHITE
	AZVAFLITECB	AIRZONE VAF WIRED LITE CONTROLLER WHITE
	AZVAFLITERB	AIRZONE VAF WIRELESS LITE CONTROLLER WHITE
Zone modules	AZVAFZMOFU2C	AIRZONE VAF WIRED ZONE MODULE WITH FUJITSU UART COMMUNICATION
	AZVAFZMOFUJC	AIRZONE VAF WIRED ZONE MODULE WITH FUJITSU 3 WIRES COMMUNICATION
	AZVAFZMOFU2R	AIRZONE VAF WIRELESS ZONE MODULE WITH FUJITSU UART COMMUNICATION
	AZVAFZMOFUJR	AIRZONE VAF WIRELESS ZONE MODULE WITH FUJITSU 3 WIRES COMMUNICATION
	AZVAFDAMPER06C	AIRZONE VAF 6" WIRED INTELLIGENT ROUND DAMPER
	AZVAFDAMPER08C	AIRZONE VAF 8" WIRED INTELLIGENT ROUND DAMPER
	AZVAFDAMPER10C	AIRZONE VAF 10" WIRED INTELLIGENT ROUND DAMPER
	AZVAFDAMPER12C	AIRZONE VAF 12" WIRED INTELLIGENT ROUND DAMPER
	AZVAFDAMPER14C	AIRZONE VAF 14" WIRED INTELLIGENT ROUND DAMPER
	AZVAFDAMPER06R	AIRZONE VAF 6" WIRELESS INTELLIGENT ROUND DAMPER
	AZVAFDAMPER08R	AIRZONE VAF 8" WIRELESS INTELLIGENT ROUND DAMPER
	AZVAFDAMPER10R	AIRZONE VAF 10" WIRELESS INTELLIGENT ROUND DAMPER
	AZVAFDAMPER12R	AIRZONE VAF 12" WIRELESS INTELLIGENT ROUND DAMPER
	AZVAFDAMPER14R	AIRZONE VAF 14" WIRELESS INTELLIGENT ROUND DAMPER
	AZVAFZMRADC	AIRZONE VAF WIRED ZONE MODULE ONLY RADIANT
	AZVAFZMRADR	AIRZONE VAF WIRELESS ZONE MODULE ONLY RADIANT
Zone-supplemental heating	AZVAF5OUTPUTS	AIRZONE VAF RELAY RADIANT HEAT CONTROL MODULE
Accessories	AZVAF10KPROBE	AIRZONE VAF 10 KOHM NTC THERMISTOR
	AZVAFPOWER	AIRZONE VAF ADDITIONAL 12V POWER SUPPLY
	AZX6WSPHUB	AIRZONE WEBSERVER HUB
Spare parts	AZVAFDAMPERZMC	AIRZONE VAF SPARE DAMPER WIRED ZONE MODULE
	AZVAFDAMPERZMR	AIRZONE VAF SPARE DAMPER WIRELESS ZONE MODULE
	AZVAFDAMPERACT	AIRZONE VAF SPARE DAMPER ACTUATOR

Controls

# KAGAMI WIBBOB

The new UTY-RVRU Kagami Controller is a touch enabled, intuitive and stylish looking controller, compatible with 2-Wire H-Series indoor units.



## Features

- Sleek, minimalist design that harmonizes with the space
- Large, easy to read, anti-fingerprint touch screen with auto dimming
- Simple, intuitive operation, with only the necessary functions and minimal screen transitions - swipe left/right to select settings, up/down to adjust settings
- Initial setup and function settings via BLE connection to Remo Set app on smart device, or manually on the controller
- Easily transfer settings between controllers, reducing install time
- Custom logo import and display and masking of settings for hotels
- Control and monitoring for commonly used functions, including:
  - On/Off, Operation Mode, Fan Speed, and Air Flow Direction
  - Room temperature display with temperature correction
  - Current time display, adjusts for Daylight Savings
  - Auto-Off and Weekly Timers
  - Custom Auto (dual setpoint) function
- Away / Eco Away setting
- Economy / Energy Saving Fan / Optimum Start operation
- Emergency Heat control
- Filter Status and Reset
- Anti-Freeze operation
- Economy / Energy Saving Fan / Optimum Start operation
- Error display and history
- Refrigerant Cycle Monitor of select sensor values
- Test Run function
- Password and child lock protection
- Multi-language
- Energy Star Compliant
- Meets California 2022 Title 24 requirements
- Retains and displays HVAC contractor contact info for support
- 90-day warranty

### Wired Remote (Touch Panel)

UTY-RNRUZ Series  
2-Wire

**Group Control**



Features a large backlit LCD display and displays the room temperature. Provides full feature access to property managers, building owners, and facility maintenance, as well as providing basic comfort features to tenants, employees, and teachers.

### Simple Remote Control

UTY-RSRY  
2-Wire

**Group Control**



Backlit 2-wire remote with built in temperature sensor. Offers set point adjustment in 1°F increments. Concentrates on basic functions such as start/stop, fan control, temperature setting and operation mode.

### Simple Remote Control

UTY-RHRY  
2-Wire

**Group Control**



Backlit 2-wire remote with built in temperature sensor. Offers set point adjustment in 1°F increments. Concentrates on basic functions such as Start/Stop, fan control, and temperature setting.

### Wired Remote Control

UTY-RNNUM\*  
3-Wire

**Group Control**



The wired remote control with its unique lock function and sleek design provides full feature access to property managers, building owners, and facility maintenance, as well as providing basic comfort features to tenants, employees, and teachers.

### Wired Remote Control

UTY-RVNUM  
3-Wire

**Group Control**



Features a large backlit LCD display and displays the room temperature. Provides full feature access to property managers, building owners, and facility maintenance, as well as providing basic comfort features to tenants, employees, and teachers.

### Simple Remote Control

UTY-RSNUM  
3-Wire

**Group Control**



Suitable when only basic operations are required for hotels, offices and other places where there is frequent arrival and departure of occupants. Remote does not allow any timer settings.

### Wireless Remote Control

UTY-LNTU

For Compact Cassettes.



### Central Controller

UTY-DMMUM

3-Wire

This remote controls up to 5 individual indoor units. Set temperatures on timers to best meet individuals needs. Includes a large backlit LCD and 4-way navigation pad. Remote connects to 3 wire control terminals in the AOU45 Outdoor Unit.



### Remote Sensor

UTY-XSZXZ1

Wall mounted room temperature sensor for Slim Dduct, Medium Static duct, and Multi Position AHU models. Replaces room temperature sensor in the return when installed while still allowing for temperature correction.



### IR Receiver Kit

UTY-LBTUM

For Medium Static Duct, Slim duct, and Multi Position AHU units. Includes a wireless remote control and receiver.



### IR Receiver Kit

UTY-LBTUC

For Large Circular Flow Cassettes. Includes a wireless remote control and receiver.



### IR Receiver Kit

UTY-LBTUH

For Ceiling Suspended. Includes a wireless remote control and receiver.



**Group Control:** With this feature, multiple evaporators can be 'daisy-chained' together on one single remote control. With multiple, single zone systems, Group Control provides the ability of all indoor units to be operated from a single remote control. Group Control may be used on a single, multizone system, however multiple, multizone system indoor units cannot be grouped together. Single and multizone systems cannot be combined for a single Group Control. For additional information, see Engineering Bulletin # 036 and/or 037.






\* Wall mounted ASU7, 9, and 12RLF1 require accessory interface kit (Part UTY-XCBXZ2) in order to connect this device to them.

## Wi-Fi Devices

See compatibility table, page 13.




<p><b>IR Wireless Module</b> Model: FJ-IR-WIFI-1NA Works with Intesis AC Cloud Control® app</p> 	<p><b>Wired Module</b> Model: FJ-AC-WIFI-1 Works with Intesis AC Cloud Control® app</p> 	<p><b>SAMPLE WI-FI APP SCREEN DISPLAYS</b></p> <div style="display: flex; justify-content: space-around;"> <div style="text-align: center;">  <p>Intesis AC Cloud Control®</p> </div> <div style="text-align: center;">  <p>AIRSTAGE Mobile®</p> </div> </div>		<p><b>Wi-Fi Module</b> Model: UTY-TFSXH4 UTY-TFSXJ4 Works with AIRSTAGE Mobile App</p> 
<p><b>Wired Module</b> Model: FJ-RC-WIFI-1BT Works with Intesis AC Cloud Control® app</p> 				

## Additional Controls

<p><b>Network Converter</b> UTY-VTGX The Network Converter is used to control and monitor one or more single-zone AIRSTAGE H-Series indoor units (max of 16 IDU's per converter) through AIRSTAGE VRF Central Controllers or BMS Gateways.</p> 	<p><b>24V Thermostat Interface</b> UTY-TTRXZ1 Control AIRSTAGE H-Series products<sup>1</sup> using a third party thermostat. Up to 16 indoor units can be connected as a group to one thermostat converter.</p> 	<p><b>Modbus Converter</b> UTY-VMSX Control and monitor systems over Modbus RTU.</p> 	<p><b>BACnet Gateway</b> FJ-AC-485-1 Control and monitor systems over BACnet MSTP</p> 	<p><b>Modbus Gateway</b> FJ-RC-MBS-1 Control and monitor systems over Modbus RTU.</p> 
--	---	---	---	---

1: NOT compatible with models ABU18/24RULX, ABU36RSLX, AUU18/24/36/42RCLX.

## Interface Kits

<p><b>Human Sensor Kit</b> UTY-SHZXC For large circular cassette.</p> 	<p><b>Communication Kit</b> UTY-TWRXZ2 Required to connect ASUH09, 12, 18, 24LMAS, ASUG09, 12, 15LZBS and ASUH07, 09, 12, 15, 18, 24, 30, 36LPAS to Wired Remotes UTY-RVRU, UTY-RNRUZ Series, UTY-RSRY, UTY-RHRY, UTY-TTRXZ1 24V Thermostat Interface.</p> 	<p><b>Plug Model</b> UTY-WIFI In order to connect certain models to Wired Wi-Fi Module, FJ-RC-WIFI-1NA/1BT, this plug must be used.</p> 
---	---	---

## Fresh Air Intake Kits

<p><b>High Humidity Insulation Kit</b> UTZ-KXGC Compatible with Compact Cassette. Additional insulation which may be needed when cassettes are installed in high humidity areas.</p> 	<p><b>Fresh Air Intake Kit</b> UTZ-VXAA Fresh air kit for Compact Cassette units. Mixes room air then passes it through a heat exchanger. Allows for a 4-inch flex duct connection. Requires a field supplied duct booster fan capable of 60 CFM at .2"W.C. or 90 CFM at .4"W.C. For fan static pressure requirements, see installation manual.</p> 	<p><b>Fresh Air Intake Kit</b> KHRS940-25 Fresh air relay kit. Compatible with all systems. Kit contains Current Sensor with Built-in Relay and Switching Power Supply. Requires field supplied ductwork and a fan capable of generating 15 CFM at a static pressure of approximately 0.26" WC.</p> 
<p><b>Air Outlet Shutter Plate</b> UTR-YDZK Compatible with Large Cassette. Install in a single outlet, to provide a 3-way airflow pattern. Only one supply air outlet can be blocked at a time.</p> 	<p><b>Air Outlet Shutter Plate</b> UTR-YDZB Compatible with Compact Cassette. In a 3-way air flow configuration an Air Outlet Shutter Plate kit is required to block air flow of 1 louver.</p> 	<p><b>Fresh Air Kit</b> UTZ-VXRA For Large Cassette units. Mixes room air then passes it through a heat exchanger. Allows for a 4-inch flex duct connection. Allows up to 10% of high airflow volume.</p> 



Miscellaneous

**3-Pole Single Throw Safety Switch**  
K3PST

For use where code requires a disconnect at the indoor unit.



**R410A Swivel Adapter**  
K9R410A55

In order to minimize incorrect charging of systems with R410A Fujitsu uses a different access port. Contractors will need this 55-degree swivel access fitting. not compatible with AOU45RLXFZ.



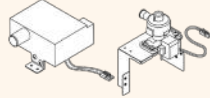
**Adapter Kit**  
UTP-MU45A2

For 2 unit combination system Changes liquid pipe size from 1/4" to 3/8". Used for specific ASUH24LPAS mutli-zone combinations. Reference combination tables (pg 68) for details.



**Condensate Pump**  
UTZ-PU1EBB

OEM design plugs into factory harness for ease of installation. Rated for 11.8" of vertical lift. Compatible with Ceiling suspended indoor units ABUH\*\*LUAS.



**18+18 Combo Fittings Kit**  
K9FZ1818 (UTP-MU36A2)

Allows two 18k indoor units to be used on an outdoor AOU36RLXFZ1. Requires special piping; limited to only 18,000 BTU models. Total BTU capacity is limited to 31,600 BTU in cooling. The kit upsizes linesets to 3/8" and 1/2".



**Auto Louver Grille Kit**

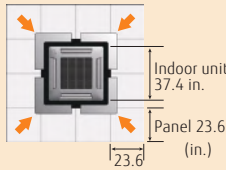
UTD-GXTA-W (for ADUH7/9/12)  
UTD-GXTB-W (for ADUH18)  
UTD-GXTC-W (for ADUH24)

Auto Louver provides comfortable airflow and blends in with various interiors. Grille can be connected either directly to indoor unit or through the rectangular duct. Only compatible with ARU models with serial numbers greater than 2000.



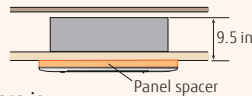
**Wide Panel**  
UTG-AKXA-W

Compatible with Large Cassette. Hides the gap between the ceiling hole and the cassette grille.



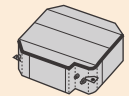
**Panel Spacer**  
UTG-BKXA-W

Compatible with Large Cassette. If there is not enough height in the ceiling space, by inserting this spacer between the cassette grille and the ceiling surface, the height of the body goes into the ceiling space becomes 2 in. (50mm) lower.




**High Humidity Insulation Kit**  
UTZ-KXRA

Compatible with Large Cassette. Install when the under-roof humidity is over 80% and the temperature is over 86 °F (30 °C)




**Long-Life Filter**  
UTD-LFNC  
UTD-LFNB  
UTD-LFNA

Long-life filter can be mounted to the indoor unit (medium static ducted models).




**Electric Heater Kit**  
RXBH-1724\*\*\*-A Series

Compatible with AMUG24, 30, 36, 48LMAS Reference multi-position AHU documentation for compatibility.



**Electric Heater Jumper Bar**  
RXBJ-A21

Required for electric heater kit 13kW and above.





# Wind Baffles, Snow Hoods, Hail Guards

Protect your equipment investment from the ravages of severe weather.



## Wind Baffle Compatible Units

Models	Group	Wind baffles		
AOU9RL2	C	UTZ-DUWBCA		
AOU12RL2				
AOUG09LMAS1	G2	UTZ-DUWBG2A		
AOUG12LMAS1				
AOUH09LMAS1				
AOUH09LMAH1				
AOUH09LUAS1				
AOUH12LPAS1				
AOUH12LMBS1				
AOUH12LMBH1				
AOUG09LZAS1			G3	UTZ-DUWBG3A
AOUG12LZAS1				
AOUG15LZAS1				
AOUG09LZAH1				
AOUG12LZAH1				
AOUG15LZAH1				
AOUH12LUAS1				
AOUH18LUAS1				
AOUH18LPAS1				
AOUH24LPAS1				
AOU18RLXFZ	V	UTZ-DUWBWA		
AOU24RLXFZ				
AOU18RLXFW1	W	UTZ-DUWBWA		
AOU24RLXFW1				
AOU18RLXFWH				
AOU24RLXFWH				
AOU30RLXB				
AOU36RLXB				
AOU18RLXFZH				
AOU24RLXFZH				
AOU36RLXFZ1				
AOU45RLXFZ			U	UTZ-DUWBUA
AOU36RLXFZH				
AOUG36LMAS1				
AOUG48LMAS1				
AOUH30LUAH1				
AOU30RLXEH	Y	UTZ-DUWBYA*		
AOU42RGLX				
AOU48RGLX				
AOUH36LMAH1	T	UTZ-DUWBTA*		
AOUH48LMAH1				

\*Item consists of 2 wind baffles.

## Snow Hood Compatible Units

Models	Group	Snow Hoods		
AOU9RL2	C	UTZ-DUSHCA		
AOU12RL2				
AOUG09LMAS1	G2	UTZ-DUSHG2A		
AOUG12LMAS1				
AOUH09LMAS1				
AOUH09LMAH1				
AOUH09LUAS1				
AOUH12LPAS1				
AOUH12LMBS1				
AOUH12LMBH1				
AOUG09LZAS1			G3	UTZ-DUSHG3A
AOUG12LZAS1				
AOUG15LZAS1				
AOUG09LZAH1				
AOUG12LZAH1				
AOUG15LZAH1				
AOUH12LUAS1				
AOUH18LUAS1				
AOUH18LPAS1				
AOUH24LPAS1				
AOU18RLXFZ	V	UTZ-DUSHVA		
AOU24RLXFZ				
AOU18RLXFW1	W	UTZ-DUSHWA		
AOU24RLXFW1				
AOU18RLXFWH				
AOU24RLXFWH				
AOU18RLXFZH				
AOU24RLXFZH				
AOU36RLXFZ1				
AOU45RLXFZ			U	UTZ-DUSHUA
AOU36RLXFZH				
AOUG36LMAS1				
AOUG48LMAS1				
AOUH30LUAH1				
AOU30RLXEH	Y	UTZ-DUSHYA		
AOU42RGLX				
AOU48RGLX				
AOUH36LMAH1	T	UTZ-DUSHTA		
AOUH48LMAH1				

## Hail Guard Compatible Units

Models	Group	Hail Guards		
AOU9RL2	C	UTZ-DUHGA		
AOU12RL2				
AOUG09LMAS1	G2	UTZ-DUHGG2A		
AOUG12LMAS1				
AOUH09LMAS1				
AOUH09LMAH1				
AOUH09LUAS1				
AOUH12LPAS1				
AOUH12LMBS1				
AOUH12LMBH1				
AOUG09LZAS1			G3	UTZ-DUHGG3A
AOUG12LZAS1				
AOUG15LZAS1				
AOUG09LZAH1				
AOUG12LZAH1				
AOUG15LZAH1				
AOUH12LUAS1				
AOUH18LUAS1				
AOUH18LPAS1				
AOUH24LPAS1				
AOU18RLXFZ	V	UTZ-DUHGA		
AOU24RLXFZ				
AOU18RLXFW1	W	UTZ-DUHGA		
AOU24RLXFW1				
AOU18RLXFWH				
AOU24RLXFWH				
AOU18RLXFZH				
AOU24RLXFZH				
AOU36RLXFZ1				
AOU45RLXFZ			U	UTZ-DUHGA
AOU36RLXFZH				
AOUG36LMAS1				
AOUG48LMAS1				
AOUH30LUAH1				
AOU30RLXEH	Y	UTZ-DUHGA		
AOU42RGLX				
AOU48RGLX				
AOUH36LMAH1	T	UTZ-DUHGA		
AOUH48LMAH1				

# Line Set Sizes and Lengths - Single-Zone

\*Always refer to D&T for final sizing

		Single-Zone Systems																								
		Wall Mounted																								
Gas x Liquid Size (in)		9RL2	09LPAS1	09LMAS1	09LMAH1	09LEAS1	09LZBS1	09LZBH1	12RL2	12LPAS1	12LMBS1	12LMBH1	12LEAS1	12LZBS1	12LZBH1	15LZBS1	15LZBH1	18LPAS1	18LMAS1	18RLXFWH	24LPAS1	24LMAS1	24RLXFWH	30LPAS1	30RLXEH	36LPAS1
3/8" x 1/4"		●	●	●	●	●	●	●	●	●	●	●	●	●	●											
1/2" x 1/4"																●	●	●				●				
5/8" x 3/8"																				●	●		●	●	●	●
Total System																										
Max. Combined Pipe Length ft (m)		66 (20)	66 (20)	66 (20)	66 (20)	25 (7.5)	66 (20)	66 (20)	66 (20)	66 (20)	66 (20)	66 (20)	25 (7.5)	66 (20)	66 (20)	66 (20)	66 (20)	66 (20)	164 (50)	164 (50)	66 (20)	164 (50)	164 (50)	164 (50)	246 (75)	164 (50)
Max. Pre-charge Lineset length ft (m)		49 (15)	49 (15)	49 (15)	49 (15)	25 (7.5)	49 (15)	49 (15)	49 (15)	49 (15)	49 (15)	49 (15)	25 (7.5)	49 (15)	49 (15)	49 (15)	49 (15)	49 (15)	49 (15)	66 (20)	49 (15)	66 (20)	66 (20)	66 (20)	66 (20)	66 (20)
Min. Lineset Length ft (m)		16 (5)	16 (5)	16 (5)	16 (5)	6.5 (2)	16 (5)	16 (5)	16 (5)	16 (5)	16 (5)	16 (5)	6.5 (2)	16 (5)	16 (5)	16 (5)	16 (5)	16 (5)	16 (5)	16 (5)	16 (5)	16 (5)	16 (5)	16 (5)	16 (5)	16 (5)

		Single-Zone Systems																
		Floor Mount						Compact Cassette			Medium Static Ducted							
Gas x Liquid Size (in)		9RLFF	9RLFFH	12RLFF	12RLFFH	15RLFF	15RLFFH	09LUASTIC	12LUASTIC	18LUASTIC	12LUASTIR	18LUASTIR	24LUASTIR	30LUASTIR	30LUAHTR	36LUASTIR	42RGLXD	48RGLXD
3/8" x 1/4"		●	●	●	●			●	●		●							
1/2" x 1/4"						●	●			●								
5/8" x 3/8"													●	●	●	●	●	●
Total System																		
Max. Combined Pipe Length ft (m)		66 (20)	66 (20)	66 (20)	66 (20)	66 (20)	66 (20)	66 (20)	66 (20)	98 (30)	66 (20)	98 (30)	164 (50)	164 (50)	246 (75)	164 (50)	246 (75)	246 (75)
Max. Pre-charge Lineset length ft (m)		49 (15)	49 (15)	49 (15)	49 (15)	49 (15)	49 (15)	49 (15)	49 (15)	66 (20)	49 (15)	66 (20)	66 (20)	66 (20)	98 (30)	66 (20)	98 (30)	98 (30)
Min. Lineset Length ft (m)		10 (3)	10 (3)	10 (3)	10 (3)	10 (3)	10 (3)	16 (5)	16 (5)	16 (5)	16 (5)	16 (5)	16 (5)	16 (5)	16 (5)	16 (5)	16 (5)	16 (5)

		Single-Zone Systems																
		Multi-Position Air Handler						Ceiling Suspended				Circular Flow Large Cassette						
Gas x Liquid Size (in)		24LUASTM	30LUASTM	30LUAH1M	36LMAS1	36LMAH1M	48LMAS1	48LMAH1M	18LUASTB	24LUASTB	30LUASTB	36LUASTB	18LUASTU	24LUASTU	30LUASTU	36LUASTU	42RGLXC	48RGLXC
3/8" x 1/4"																		
1/2" x 1/4"								●					●					
5/8" x 3/8"		●	●	●	●	●	●	●	●	●	●	●	●	●	●	●	●	●
Total System																		
Max. Combined Pipe Length ft (m)		164 (50)	164 (50)	246 (75)	230 (70)	246 (75)	230 (70)	246 (75)	98 (30)	164 (50)	164 (50)	164 (50)	98 (30)	164 (50)	164 (50)	164 (50)	246 (75)	246 (75)
Max. Pre-charge Lineset length ft (m)		66 (20)	66 (20)	98 (30)	98 (30)	98 (30)	98 (30)	98 (30)	66 (20)	66 (20)	66 (20)	66 (20)	66 (20)	66 (20)	66 (20)	66 (20)	98 (30)	98 (30)
Min. Lineset Length ft (m)		16 (5)	16 (5)	16 (5)	16 (5)	16 (5)	16 (5)	16 (5)	16 (5)	16 (5)	16 (5)	16 (5)	16 (5)	16 (5)	16 (5)	16 (5)	16 (5)	16 (5)

# Line Set Sizes and Lengths - Multi-Zone

\*Always refer to D&T for final sizing

Gas x Liquid Size (in)	Multi / Flex Zone Models - Indoor Units																	
	Wall Mounted						Floor Mount			Slim Duct					Compact Cassette			
	ASUH07LPAS	ASUH09LPAS	ASUH12LPAS	ASUH15LPAS	ASUH18LPAS	ASUH24LPAS	AGU9RLF	AGU12RLF	AGU15RLF	ADUH07LUAS1	ADUH09LUAS1	ADUH12LUAS1	ADUH18LUAS1	ADUH24LUAS1	ACUH07LUAS1	ACUH09LUAS1	ACUH12LUAS1	ACUH18LUAS1
3/8" x 1/4"	●	●	●				●	●		●	●	●		●	●	●		
1/2" x 1/4"				●	●			●					●					●
5/8" x 1/4"						●								●				
Each Indoor Unit	Minimum and maximum pipe lengths for multi-zone units are found on page 61 and page 63.																	

	Multi / Flex Zone Models - Outdoor Units						
	AOU18RLXFZ	AOU18RLXFZH	AOU24RLXFZ	AOU24RLXFZH	AOU36RLXFZ1*	AOU36RLXFZH^	AOU45RLXFZ^
<b>Total System</b>							
Max. Lineset Length ft (m) (Total)	164 (50)	164 (50)	164 (50)	230 (70)	230 (70)	230 (70)	262 (80)
Max. lineset length (Pre-charge) ft (m)	98 (30)	98 (30)	98 (30)	98 (30)	164 (50)	164 (50)	164 (50)
Min. Lineset Length ft (m) (Total)	49 (15)	49 (15)	49 (15)	49 (15)	66 (20)	49 (15)	49 (15)

\* 18 + 18 indoor unit combination allowed with AOU36RLXFZ1 requires kit K9FZ1818 (UTP-MU36A2). Use lineset size 3/8" x 1/2".

^ In some cases, UTP-MU45A2 is required to connect ASUH24LPAS to outdoor unit. Reference UTP-MU45A2 Installation Manual, Application Bulletin AB20220805B, and combination tables for specific instances. Use lineset size 3/8" x 5/8".



# Fujitsu AIRSTAGE Model Nomenclature

## "Next Generation" models

	A	O	U	H	12	L	Z	A	S	1	
A = Heat pump for N. America											# of Heads (ex: 1-Single-zone)
B = Ceiling Suspended											Outdoor:
C = Compact Cassette											S = Standard
D = Slim Ducted											H = XLTH
M = Multi-Position Air Handler											Indoor:
O = Outdoor(Single/Multi)											S=Standard
R = Medium Static Ducted											Series(Version) A-Z
S = Wall Mount											E = Split Terminal Heat Pump
U = Large Cassette											M = Mid Tier
U = FUJITSU / 60Hz / 208-230V / N. America											P = Entry Tier
System Generation											U = Single-Zone Non-Wall Mount
A-Z (Most current = "H")											Z = High Tier
											L = R410A/Inverter/Cooling and Heating(H/P)
BTU/h in thousands											

## Legacy models

	AOU	18	R	L	X	F	Z	H	1	
AOU = Outdoor(Single/Multi)										Model Version.
ASU = Wall Mount										May not be combined.
AGU = Floor Mount										Outdoor: H = XLTH
BTU/h in thousands										Z = Zone
R = Reverse Cycle Heat Pump										W = Wall Mount Only
L = Inverter										F = HFI (when followed by
S = Ceiling Susp.										a "W" or "Z") or Floor Mount
U = Universal										W = Wall Mount Only
G = Large Cassette / Medium Static										B = 230V
										E = Engineering Series
										A = R410A
										X = Extended Line Set
										L = Inverter
										S = Super Efficient
										B = 230V





# Things To Know Before You Buy a Fujitsu AIRSTAGE H-Series System

## Complete System Warranty

Standard warranties vary depending on model:



7 Year Compressor / 5 Year Parts warranty.

Extended warranties include:



10 Year Compressor/Parts warranty for AIRSTAGE H-Series systems that have been installed by a licensed contractor and the online Product Registration\* has been submitted.



12 Year Compressor/Parts warranty for AIRSTAGE H-Series systems that have been installed by an Elite Contractor and the online Product Registration\* has been submitted.

Systems must be registered within 60 days of installation for extended warranty.

10-Year and 12-Year warranties exclude: R22 models, IAQ models, ASU30RLX, ABU18RULX, ABU24RULX, ABU36RSLX, AUU18RCLX, AUU24RCLX, AUU36RCLX, AUU42RCLX, AOU18RLX, AOU24RLX, AOU30RLX, AOU36RLX, AOU42RLX

\* Residents of California and Quebec are not required to register the System in order to obtain all of the rights and remedies applicable to this Warranty. Beginning July 1, 2023, Warranty is transferable from original owner to new owner in the State of Florida for residentially installed systems that are registered online.

For full details, see AIRSTAGE H-Series Warranty Statement.

## Trademarks

The Fujitsu logo is a registered trademark of Fujitsu Limited.

AIRSTAGE is a worldwide trademark of FUJITSU GENERAL LIMITED.

AIRSTAGE Mobile® is a worldwide trademark of FUJITSU GENERAL LIMITED.

ENERGY STAR® is a registered trademark of the EPA and DOE.

Copyright © 2023 Fujitsu General America, Inc.

## Non-Internet Retail Policy

Internet sales are strictly prohibited and unauthorized. Any HVAC systems purchased on the Internet, from an online retailer or any similar e-tailing website, OR where the original factory serial numbers have been removed, defaced, or replaced in any way WILL NOT BE COVERED BY WARRANTY.

## Note

- Condensing units come pre-charged from factory. Additional refrigerant may be required, be sure to check installation manual for more details.
- Cooling capacity is based on the following conditions:  
Indoor temperature: 80°F DB/67°F WB (26.7°C DB/19.4°C WB)  
Outdoor temperature: 95°F DB/75°F WB (35°C DB/23.9°C WB)
- Heating capacity is based on the following conditions:  
Indoor temperature: 70 °FDB (21.11 °CDB) / 60 °FWB (15.56 °CWB)  
Outdoor temperature: 47°F DB/43°F WB (8.3°C DB/6.1°C WB)

# Things To Know Before You Install a Fujitsu AIRSTAGE H-Series System

## Warning

Always use a licensed installer or contractor to install this product. Do not try to install the product yourself. Improper installation can result in water or refrigerant leakage, electrical shock, fire or explosion. Use only parts and accessories supplied or specified by Fujitsu. Ask a licensed contractor to install parts and accessories. Use of unauthorized or improper installation of parts and accessories can result in injury or property damage. Read the owner's operation manual carefully before using this product. The owners operation manual provides important safety instructions and warnings which should be followed closely. For any questions or concerns, please contact Fujitsu General America, Inc. Proper sizing and installation of equipment is critical to achieve optimal performance. Split system air conditioners and heat pumps must be matched with appropriate coil components to meet ENERGY STAR criteria. Ask your contractor for details or visit [www.energystar.gov](http://www.energystar.gov).

## Heat Pump Disclaimer

In most climates a heat pump will handle all of your heating needs. However, this system sometimes requires some other additional source of heat to satisfy heating requirements in the coldest environments. All of Fujitsu's heat pumps use inverter technology and as such offer a wider operating range and more heat capacity than a standard heat pump but will not provide adequate heating if improperly sized or operated outside of its operating range. Specifications vary by model; please consult your contractor before choosing a heat pump as your only source of heat.

Systems will maintain temperature up to +/-4 degrees relative to set temperature. To increase energy efficiency on multi-zone systems, you should turn off the evaporators when heating or cooling is not needed.

## Disclaimer

Fujitsus products are subject to continuous improvements. Fujitsu reserves the right to modify product design, specifications and information in this brochure without notice and without incurring any obligations.

## Certifications

### ISO

ISO14001 is the standard defined by the International Organization for Standardization (ISO) related to environmental management systems. Fujitsu General America, Inc. has been acknowledged by an internationally accredited compliance organization as having an appropriate program of environmental protection procedures and activities to meet the requirements of ISO14001. The air conditioners manufactured by Fujitsu have received ISO9001 series certification for quality assurance.



- ISO9001
- ISO14001

### ASTM

Our outdoor units shall withstand 1,000 hours of salt spray tested per procedure ASTM B117.

### RoHS COMPLIANT

Fujitsu participates in the RoHS Directive, which is the Restriction of Hazardous Substances in electrical and electronic equipment. It is an EU directive intended protect the environment by forcing manufacturers to eliminate or severely curtail the use of cadmium, hexavalent chromium, and lead in all products from automobiles to consumer electronics.



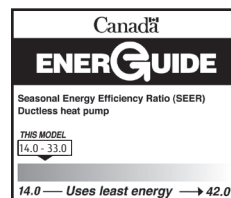
### AHRI Energy Guide® Program (U.S.)

To view AHRI numbers or Energy Guide labels, please go to [www.ahridirectory.org](http://www.ahridirectory.org).



### HRAI EnerGuide® Program (Canada)

Samples:



For over 60 years,  
making the hottest places cool and the coolest places...  
**more comfortable.**

**AIRSTAGE H-Series Mini-Splits Are For You if:**

- If you want to reduce your utility bills by up to 30%
- Central air quotes give you sticker shock
- Want to reclaim attic and closet space occupied by ductwork
- You have warm or cold spots in your home or business
- Your window air conditioner's noise prevents you from hearing the television

**Distributed by:**



**FUJITSU**

**FUJITSU GENERAL AMERICA, INC.**  
fujitsugeneral.com

A subsidiary of  
**FUJITSU GENERAL LIMITED**

Part #6-26-FG2028 Rev. 6/2023

AIRSTAGE is a worldwide trademark of FUJITSU GENERAL LIMITED.

Actual product color may be different from the colors shown here. Specifications and design are subject to change without notice.